


**25042-01 SRFD PHASE 1 RESIDUAL SPACE - SHANKARBHUVAN  
GARDEN, RESIDUAL ELEMENTS AND WALL CLIMBING**

TENDER SET COMPILED ON 25-05-2026




HCP DESIGN, PLANNING AND MANAGEMENT PVT. LTD.  
Paritosh, Usmanpura, Ahmedabad-380013, Gujarat, India, [www.hcp.co.in](http://www.hcp.co.in)

## Tender Drawing List

Project : SRFDCL-SRFD Phase 1 Residual Space - Shankarbhuvan Garden, Residual Elements and Wall Climbing, Ahmedabad (25042-01)										
Project Manager : Pratik Gandhi										
Studio Lead : Kavan Pathak										
Project Lead : Ayushi Kabrawala										
Project Team : Vinod Rathod										
Client: SRFDCL										
Serial no.	Project Code	Sub Project Code	Originator	Type	Number	Full Document Number	Drawing Title	Discipline	Scale	Sheet Size
<b>SHANKARBHUVAN GARDEN</b>										
<b>MASTERPLAN</b>										
1	25042	01	HCP	DG	3300	25042-01-HCP-DG-3300	Scope of Work	Arch	1:500	A1
2	25042	01	HCP	DG	3305	25042-01-HCP-DG-3305	Existing Site Modification	Arch	1:500	A1
3	25042	01	HCP	DG	3301	25042-01-HCP-DG-3301	Proposed Master Plan	Arch	1:500	A1
4	25042	01	HCP	DG	3302	25042-01-HCP-DG-3302	Proposed Lighting Intent Plan	Arch	1:500	A1
5	25042	01	HCP	DG	5000	25042-01-HCP-DG-5000	Proposed Section	Arch	1:100	A1
<b>BUILDING</b>										
6	25042	01	HCP	DG	5500	25042-01-HCP-DG-5500	Kiosk Building	Arch	1:50	A1
<b>TYPICAL DETAILS</b>										
7	25042	01	HCP	DG	5502	25042-01-HCP-DG-5502	Typical Gate Detail-1	Arch	1:50	A1
8	25042	01	HCP	DG	5502	25042-01-HCP-DG-5503	Typical Gate Detail-2	Arch	1:50	A1
9	25042	01	HCP	DG	6001	25042-01-HCP-DG-6001	Typical Toe Wall Detail	Arch	1:20	A1
10	25042	01	HCP	DG	6002	25042-01-HCP-DG-6002	Typical Compound Wall Detail	Arch	1:20	A1
11	25042	01	HCP	DG	6500	25042-01-HCP-DG-6500	Typical Tree Pit Detail	Arch	1:10	A1
12	25042	01	HCP	DG	6501	25042-01-HCP-DG-6501	4 m Light Pole Detail	Arch	1:10	A1
<b>LANDSCAPE</b>										
13	25042	01	HCP	PP	3303	25042-01-HCP-DG-3303	Landscape - Shrub Intent	Arch	1:500	A1
14	25042	01	HCP	PP	3304	25042-01-HCP-DG-3304	Landscape - Tree Intent	Arch	1:500	A1
<b>ELECTRICAL</b>										
15	25042	01	HCP	JHA	0001	25042-01-JHA-DG-0001	4 m height Post Top Lantern Pole	MEP	N.T.S	A1
16	25042	01	HCP	JHA	0002	25042-01-JHA-DG-0002	Typical Chemical Earthing Detail	MEP	N.T.S	A1
17	25042	01	HCP	JHA	0003	25042-01-JHA-DG-0003	Typical SFP Detail	MEP	N.T.S	A1
18	25042	01	HCP	JHA	0004	25042-01-JHA-DG-0004	Typical Junction Box Detail	MEP	N.T.S	A1
19	25042	01	HCP	JHA	0005	25042-01-JHA-DG-0005	Section Feeder Pillar SLD-1	MEP	N.T.S	A1
20	25042	01	HCP	JHA	0006	25042-01-JHA-DG-0006	Section Feeder Pillar SLD-2	MEP	N.T.S	A1
21	25042	01	HCP	JHA	0007	25042-01-JHA-DG-0007	Lighting Intent Layout	MEP	N.T.S	A1
<b>STORM WATER</b>										
22	25042	01	HCP	JHA	P001	25042-01-JHA-DG-P001	Masterplan - Storm Drain Proposal	MEP	1:500	A1
23	25042	01	HCP	JHA	P002	25042-01-JHA-DG-P002	Plumbing Layout & Section	MEP	N.T.S	A1
<b>IRRIGATION</b>										
24	25042	01	HCP	JHA	0001	25042-01-JHA-DG-I001	Masterplan - Irrigation Layout	MEP	N.T.S	A1

## Tender Drawing List

Project : SRFDCL-SRFD Phase 1 Residual Space - Shankarbhuvan Garden, Residual Elements and Wall Climbing, Ahmedabad (25042-01)										
Project Manager : Pratik Gandhi										
Studio Lead : Kavan Pathak										
Project Lead : Ayushi Kabrawala										
Project Team : Vinod Rathod										
Client: SRFDCL										

Serial no.	Project Code	Sub Project Code	Originator	Type	Number	Full Document Number	Drawing Title	Discipline	Scale	Sheet Size
<b>RESIDUAL ELEMENTS</b>										
1	25042	00	HCP	DG	2300	25042-00-HCP-DG-2300	Planter Box Key Plan	Arch	1:7500	
2	25042	00	HCP	DG	6000	25042-00-HCP-DG-6000	Planter Box	Arch	1:20	A1
3	25042	00	HCP	DG	2301	25042-00-HCP-DG-2301	Cycle channel Key Plan	Arch	1:7500	
4	25042	00	HCP	DG	6001	25042-00-HCP-DG-6001	Cycle channel	Arch	1:20	A1
5	25042	00	HCP	DG	2302	25042-00-HCP-DG-2302	Modular Seating Key Plan	Arch	1:7500	
6	25042	00	HCP	DG	6002	25042-00-HCP-DG-6002	Modular Seating	Arch	1:20	A1
<b>WALL CLIMBING</b>										
1	25042	00	HCP	DG	5500	25042-00-HCP-DG-5500	Wall Climbing Detail	Arch	1:50	A1





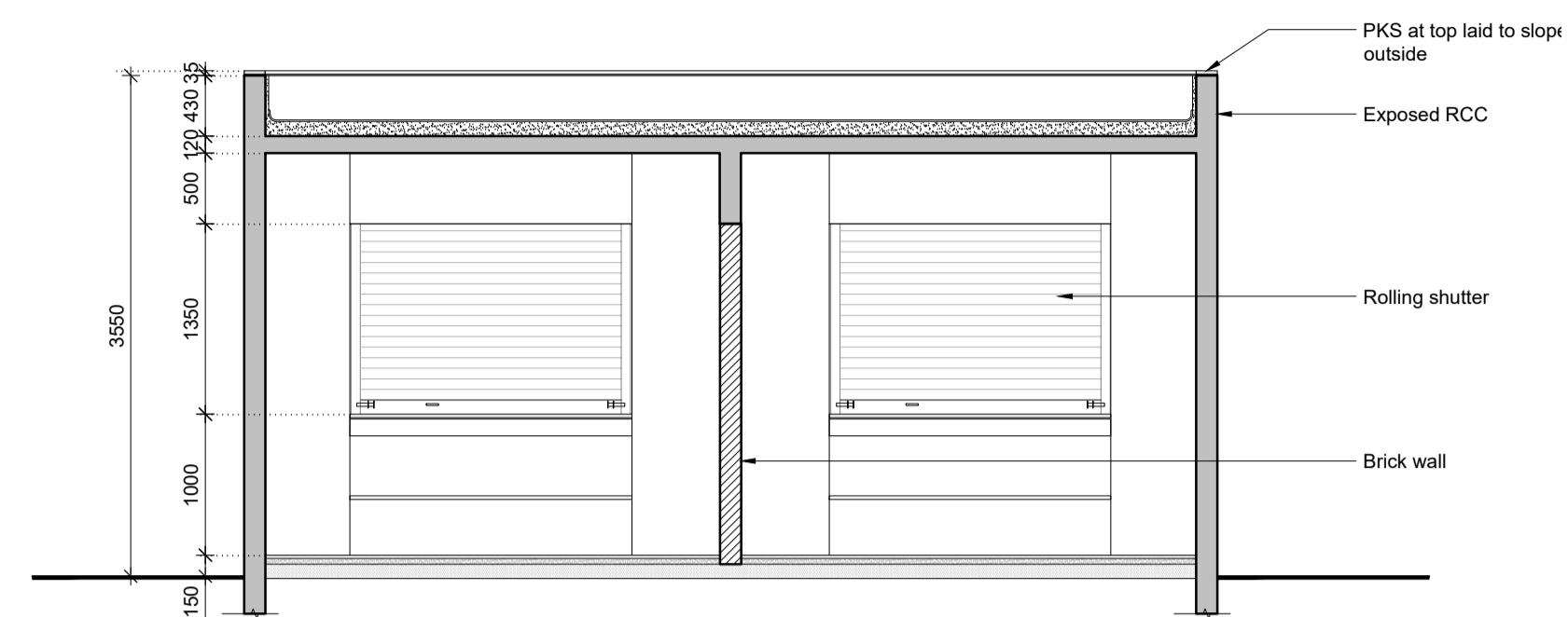




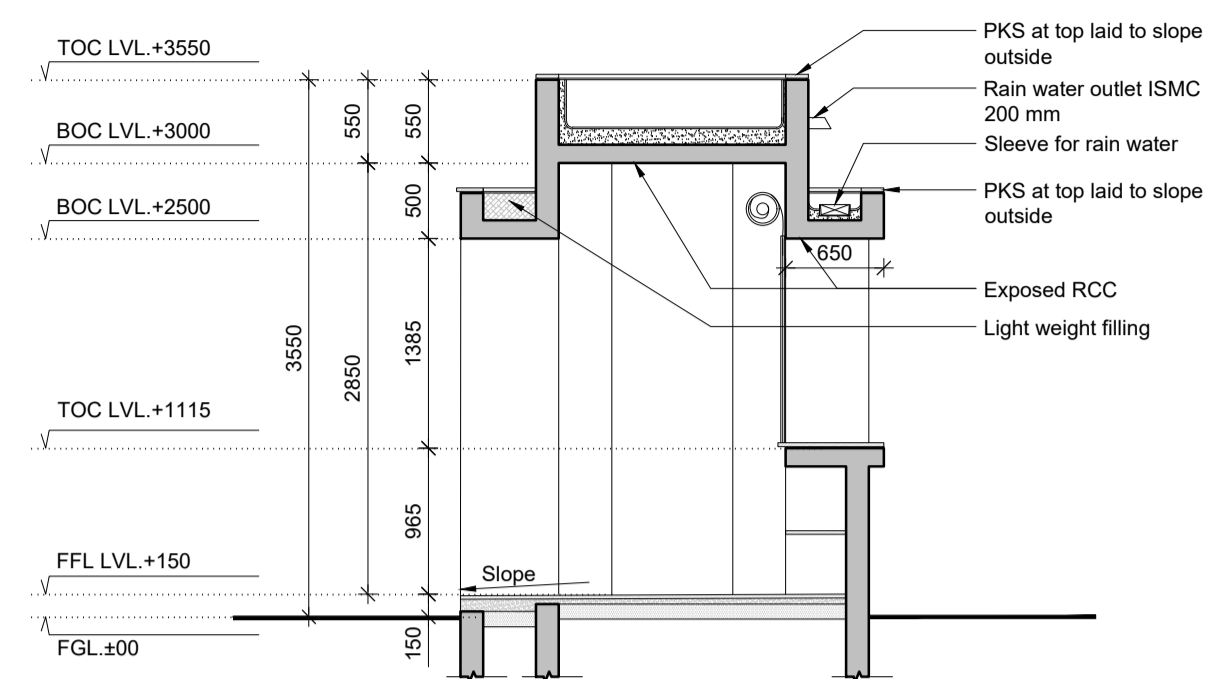


Notes:  
 1. This drawing and its contents are the property of HCP Design, Planning and Management Pvt. Ltd. It is not to be reproduced, copied, loaned, exhibited or used, in whole or in part, except for the purpose it is intended for, without prior written consent from HCP.  
 2. In case there is any discrepancy between the Architectural drawings and other representational drawings, the Architectural drawings must be followed and any discrepancy between the two must be brought to the notice of the Architect before commencement of work.  
 3. All dimensions must be read and not measured. Please refer to detailed drawings wherever relevant.

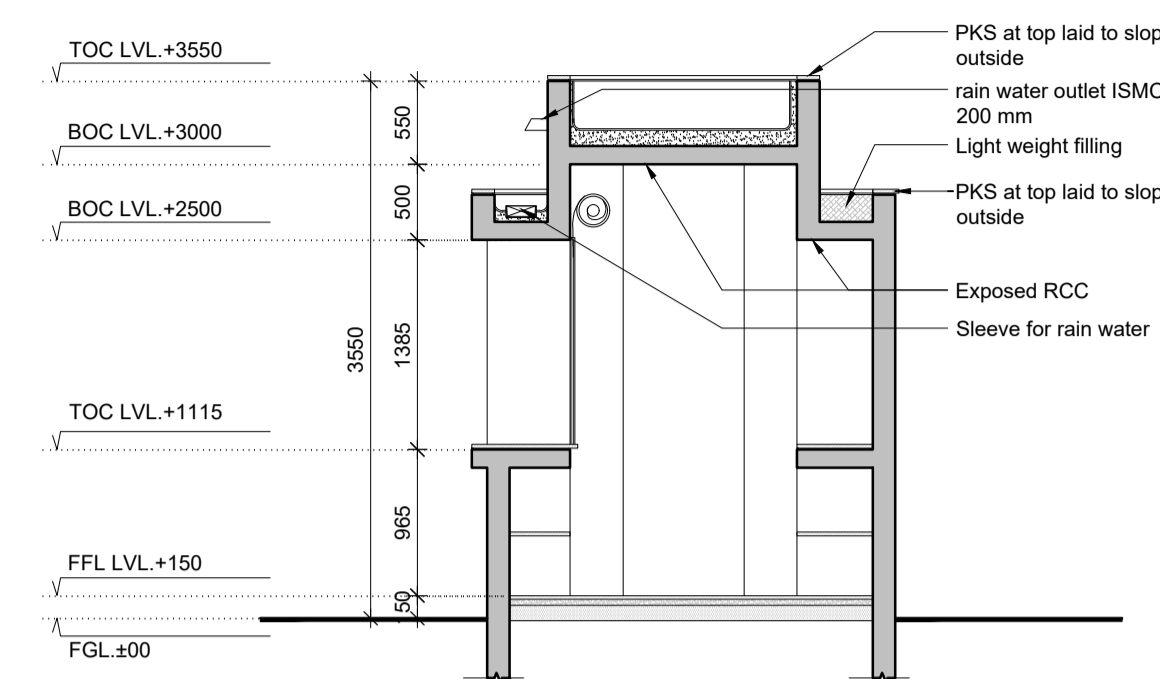
SPECIFIC INSTRUCTIONS:  
 THESE DRAWINGS ARE NOT CONSTRUCTION DRAWINGS NOR DO THEY PURPORT TO DO SO. THEY ARE CONCEPTUAL DESIGN DRAWINGS FOR UNDERSTANDING OF THE PROJECT AND MODIFICATIONS ARE TO BE EXPECTED IN FINAL CONSTRUCTION DRAWINGS.



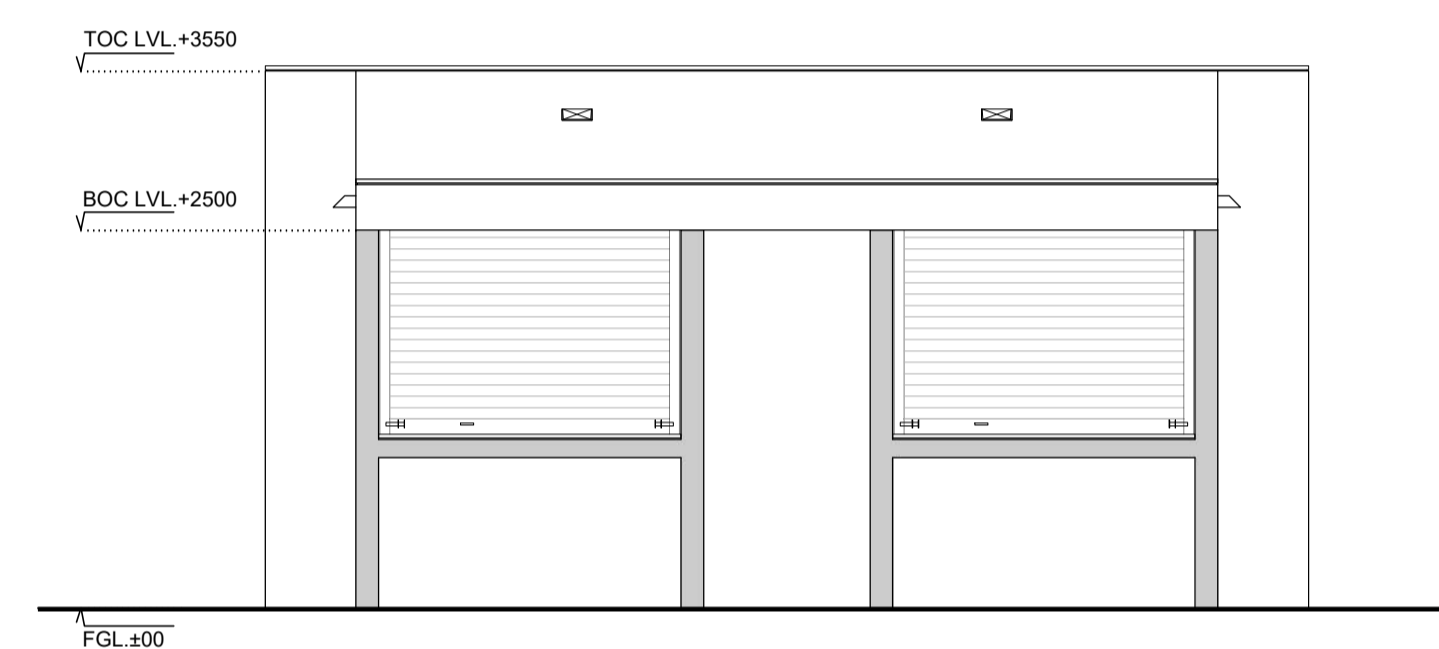
SECTION 1  
SCALE - 1:50



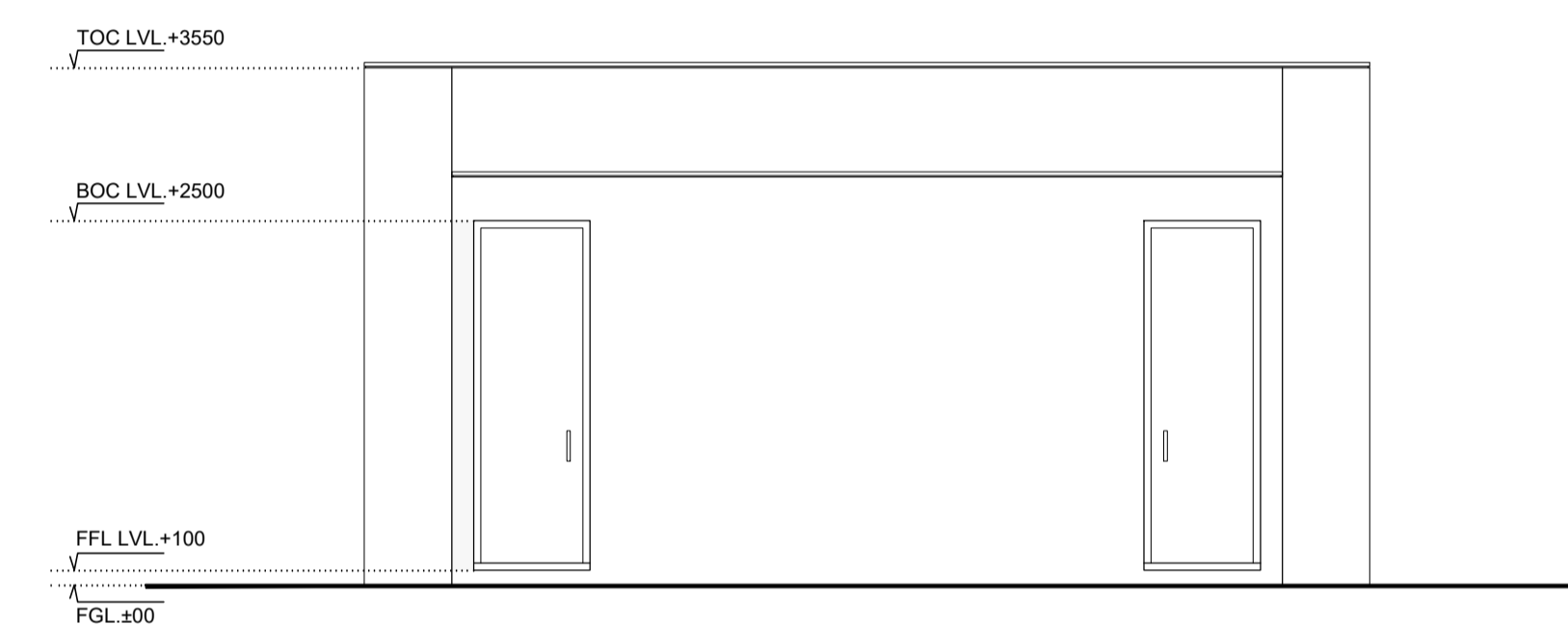
SECTION 2  
SCALE - 1:50



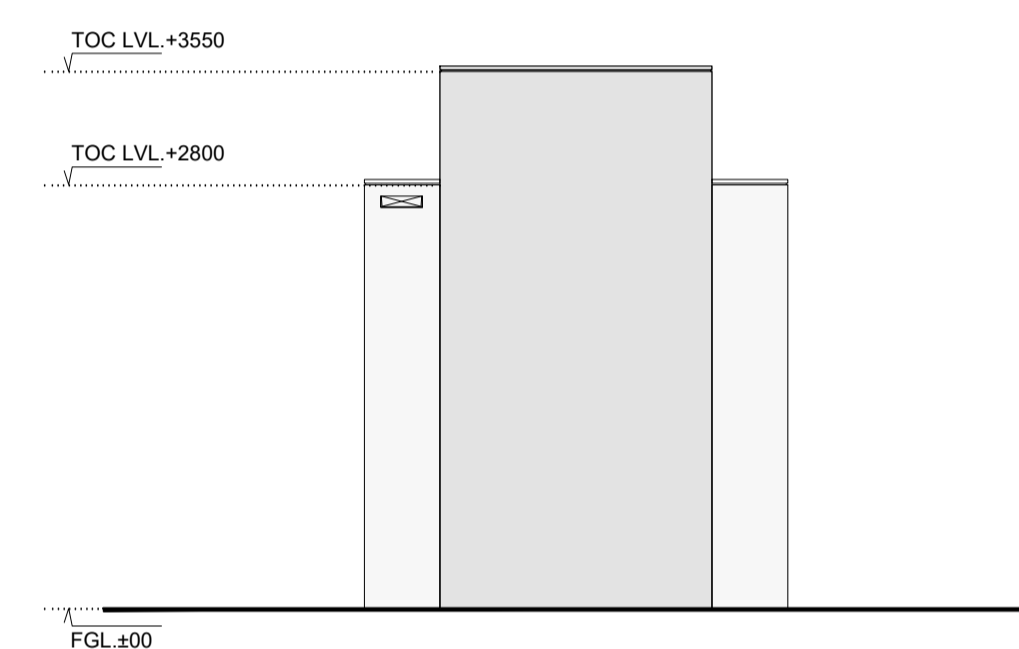
SECTION 3  
SCALE - 1:50



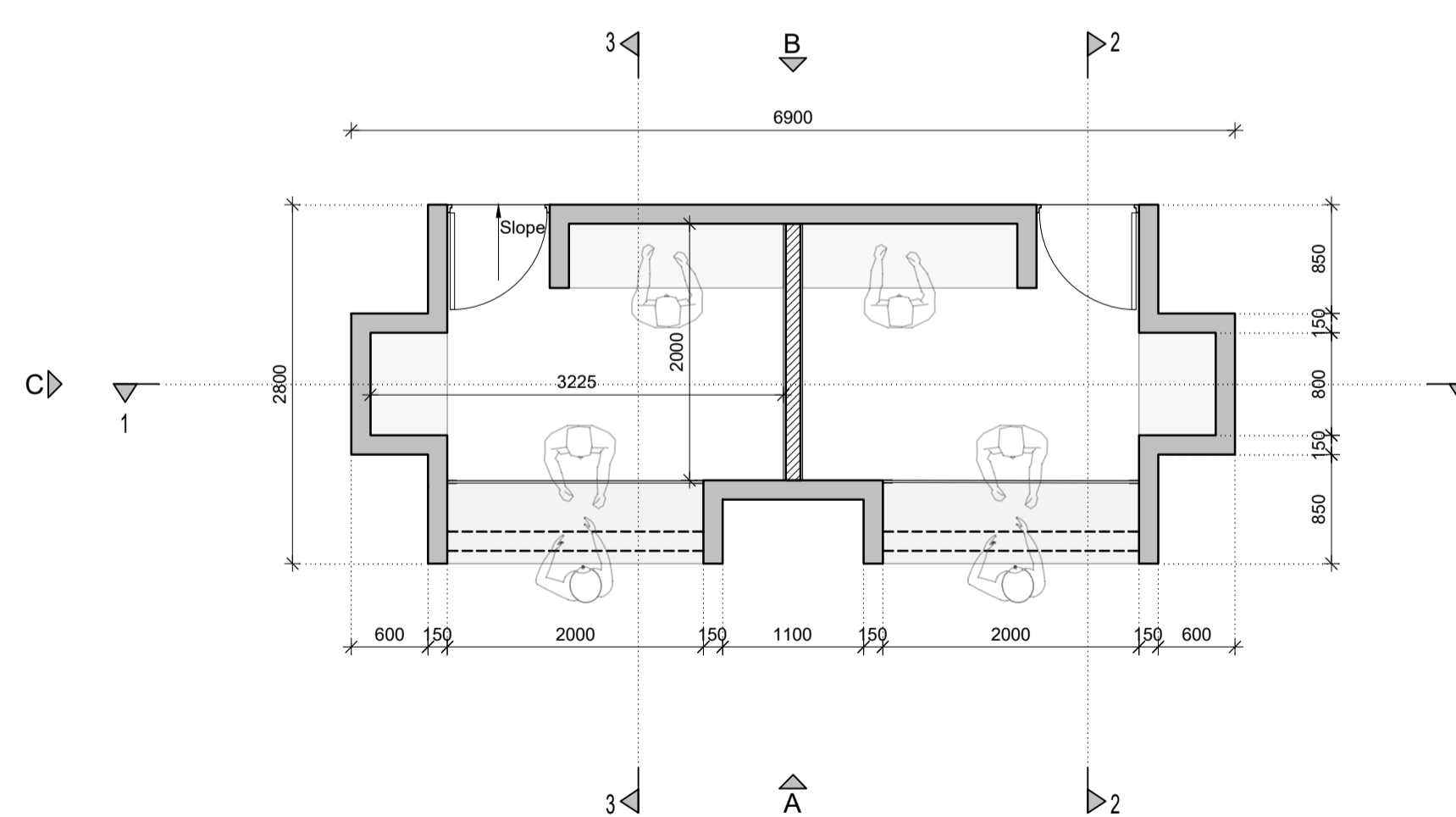
ELEVATION A  
SCALE - 1:50



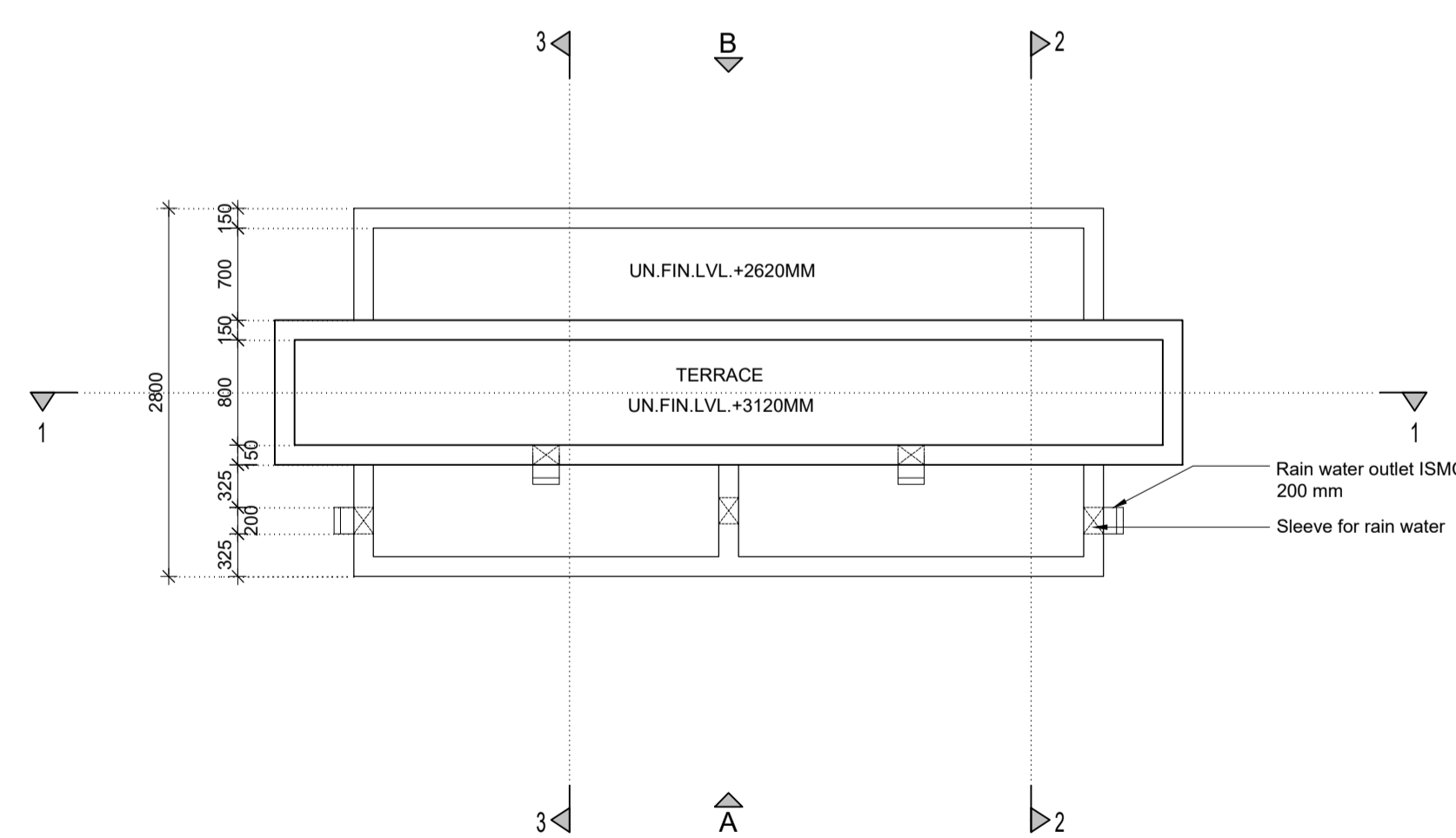
ELEVATION B  
SCALE - 1:50



ELEVATION C  
SCALE - 1:50



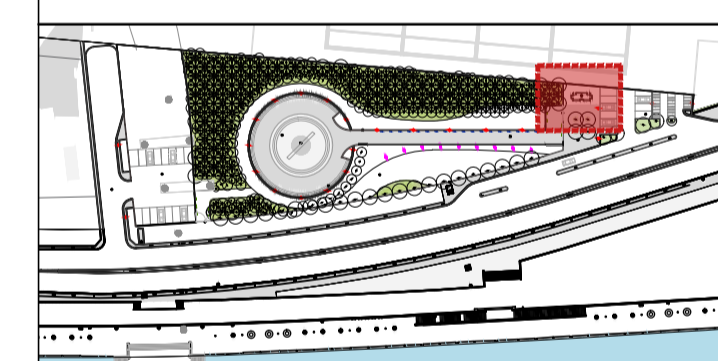
GROUND FLOOR PLAN  
SCALE - 1:50



ROOF PLAN  
SCALE - 1:50



FOR TENDER  
12-05-2026



REF.	DATE	DESCRIPTION
T00	12.05.26	FOR TENDER

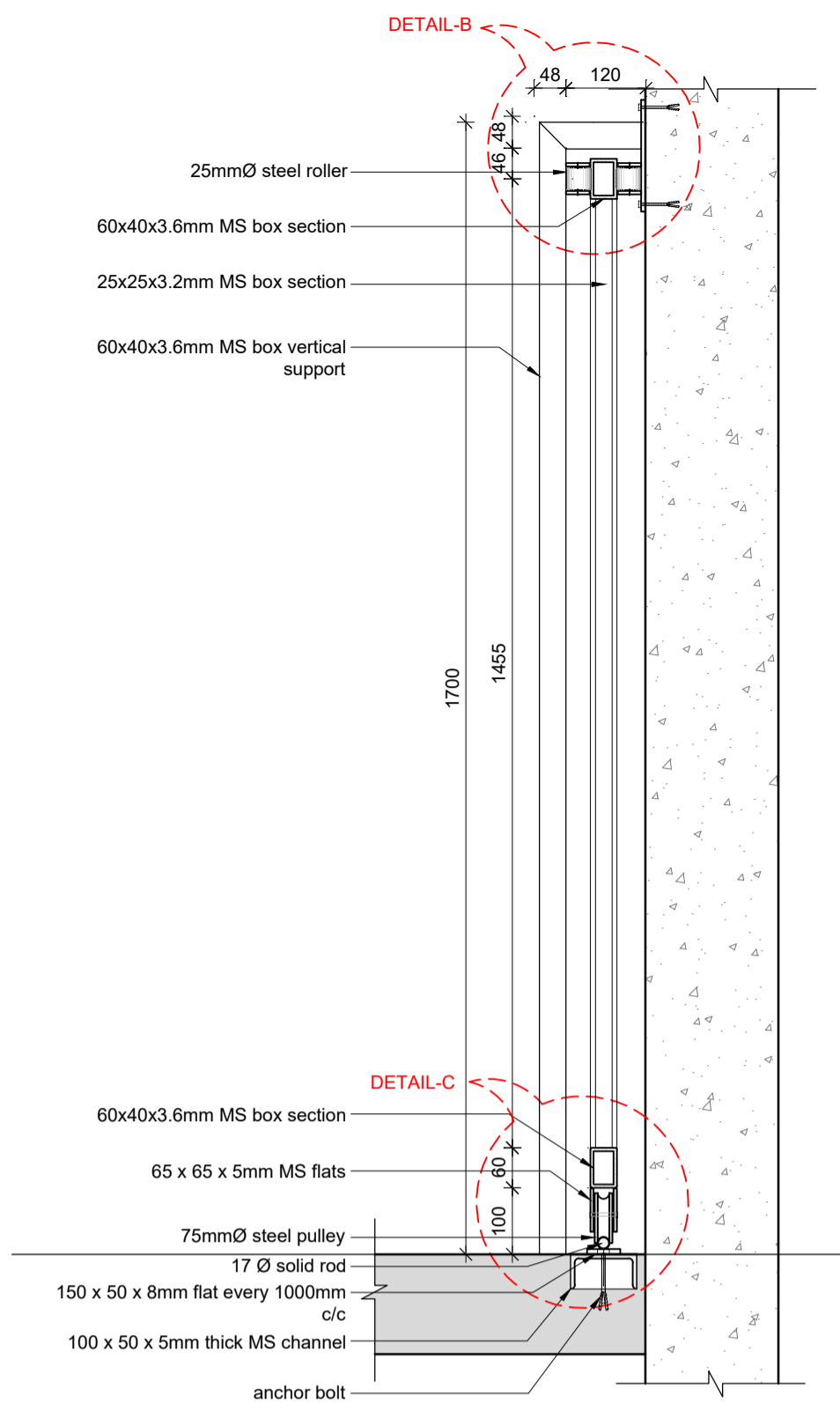
DRAWN BY	TANYA SONI
CHECKED BY	VINOD RATHOD
REVIEWED BY	KAVAN PATHAK
APPROVED BY	PRATIK GANDHI

PHASE 1: SHANKARBHUVAN GARDEN  
**KIOSK BUILDING PLAN**  
 DWG.NO.: 25042-01-HCP-DG-5500  
 SCALE: 1:50  
 DATE : 12-05-26

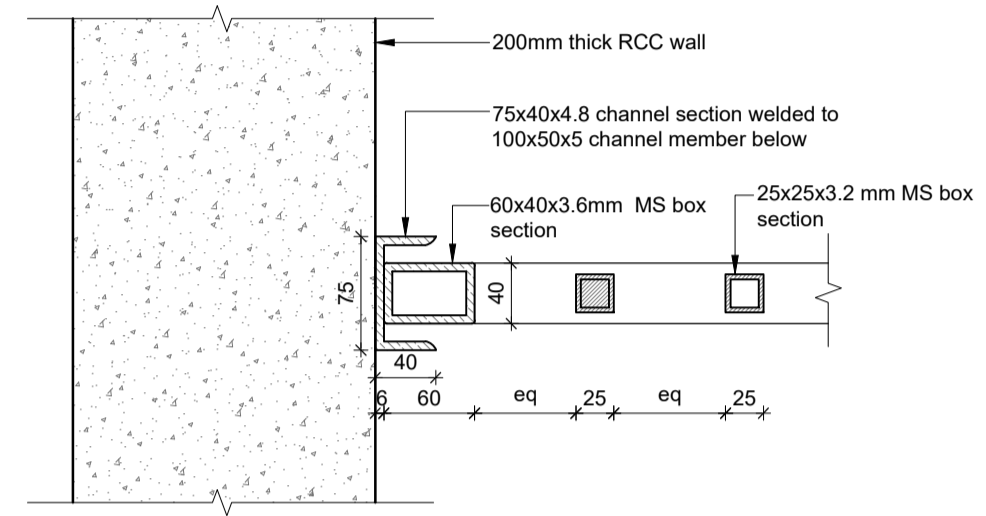
**5500**

PROJECT NAME  
**SRFD PHASE-1**  
 CLIENT  
 SRFDCL  
 AT AHMEDABAD PROJECT NO. 25042

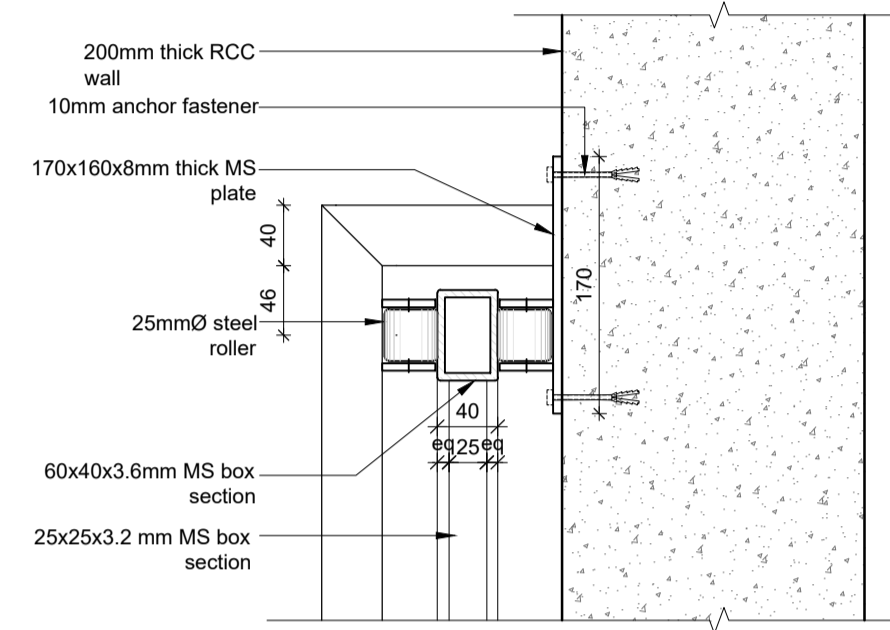




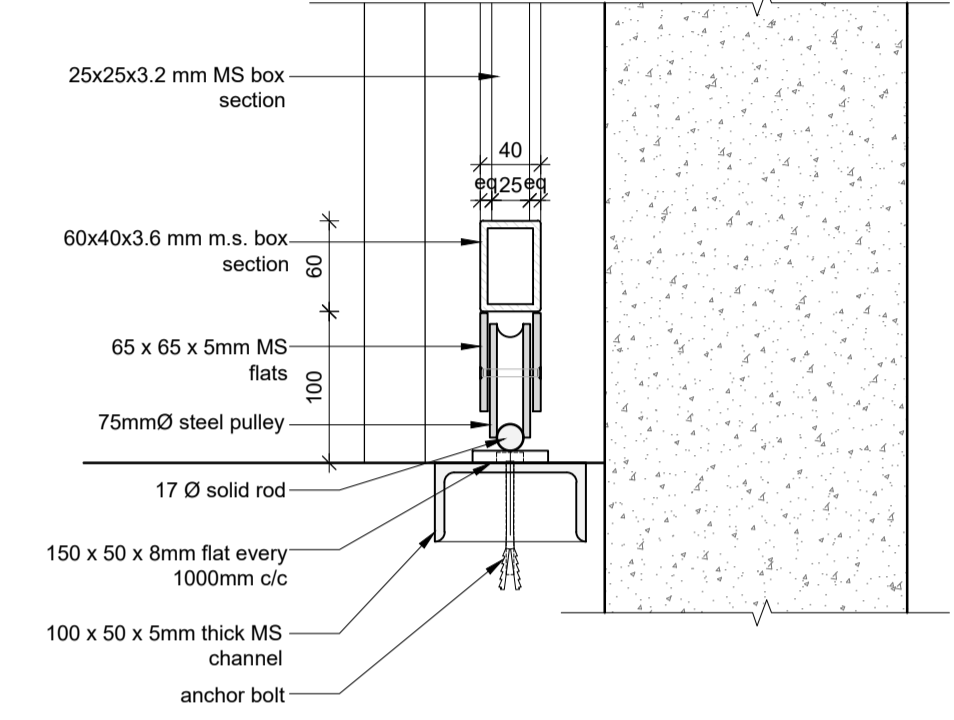
SECTION Y  
SCALE - 1:10



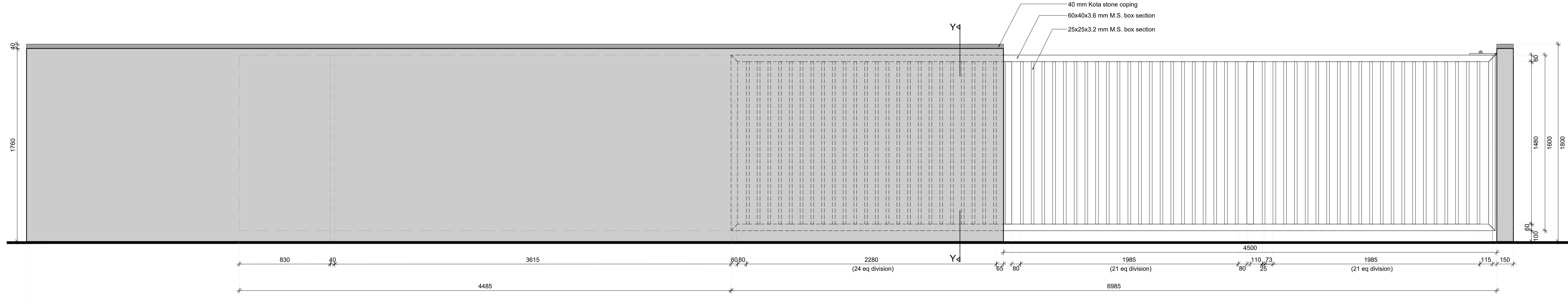
DETAIL A  
SCALE - 1:5



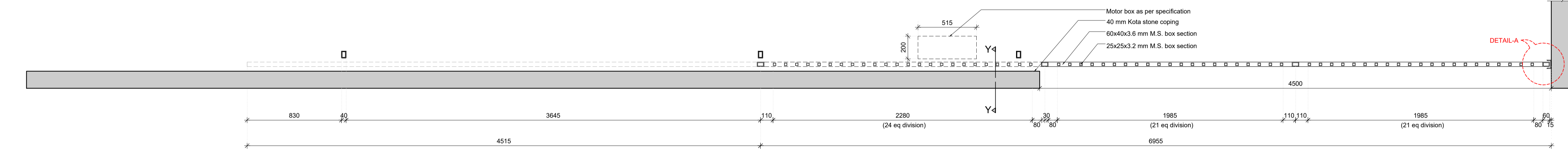
DETAIL B  
SCALE - 1:5



DETAIL C  
SCALE - 1:5



ELEVATION  
SCALE - 1:20



PLAN  
SCALE - 1:20

Notes:  
 1. This drawing and its contents are the property of HCP Design, Planning and Management Pvt. Ltd. It is not to be reproduced, copied, loaned, exhibited or used, in whole or in part, except for the purpose it is intended for, without prior written consent from HCP.  
 2. In case there is any discrepancy between the Architectural drawings and other representational drawings, the Architectural drawings must be followed and any discrepancy between the two must be brought to the notice of the Architect before commencement of work.  
 3. All dimensions must be read and not measured. Please refer to detailed drawings wherever relevant.  
 4. This drawing is indicative & showing of General Arrangement Development only. Final alignment drawing will be prepared based on TP Scheme, ROW and confirmation from SRFDCL and relevant authority.

SPECIFIC INSTRUCTIONS:  
 THESE DRAWINGS ARE NOT CONSTRUCTION DRAWINGS NOR DO THEY PURPORT TO DO SO. THEY ARE CONCEPTUAL DESIGN DRAWINGS FOR UNDERSTANDING OF THE PROJECT AND MODIFICATIONS ARE TO BE EXPECTED IN FINAL CONSTRUCTION DRAWINGS.



REF.	DATE	DESCRIPTION
	12.05.26	FOR TENDER

DRAWN BY	TANYA SONI
CHECKED BY	VINOD RATHOD
REVIEWED BY	KAVAN PATHAK
APPROVED BY	PRATIK GANDHI
T.O.	

PHASE 1: SHANKARBHUVAN GARDEN  
**TYPICAL GATE DETAIL-1**

DWG. NO.: 25042-01-HCP-DG-5502  
 SCALE: AS SHOWN

DATE : 12-05-2026

PROJECT NAME  
**SRFD PHASE-1**

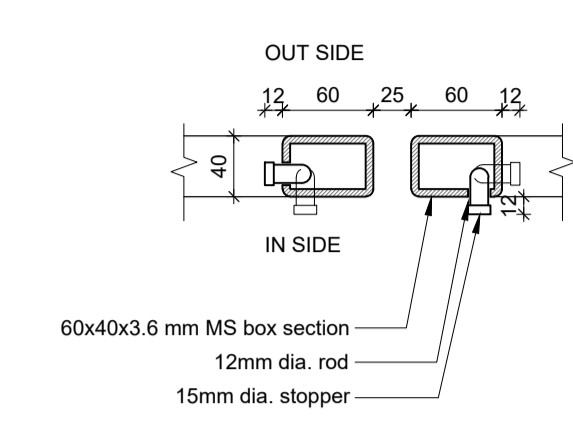
CLIENT  
 SRFDCL  
 AT AHMEDABAD PROJECT NO. 25042



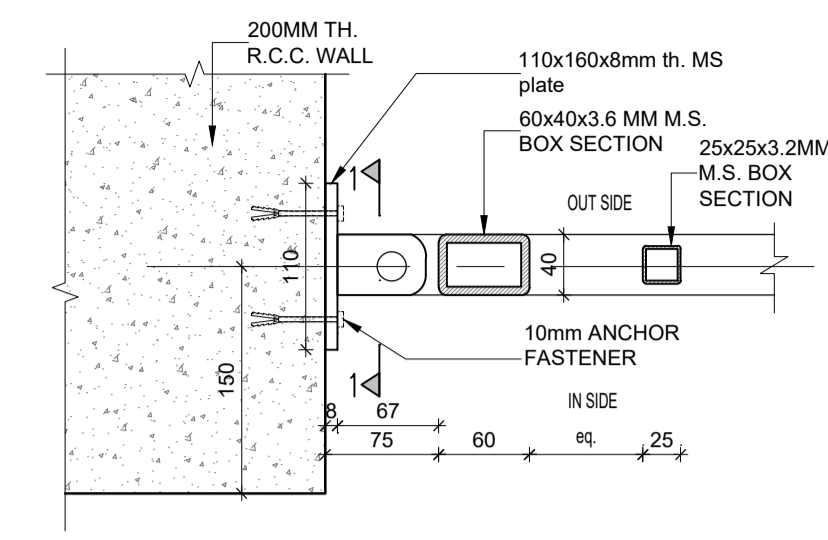
**5502**

Notes:  
 1.This drawing and its contents are the property of HCP Design, Planning and Management Pvt. Ltd. It is not to be reproduced, copied, loaned, exhibited or used, in whole or in part, except for the purpose it is intended for, without prior written consent from HCP.  
 2. In case there is any discrepancy between the Architectural drawings and other representational drawings, the Architectural drawings must be followed and any discrepancy between the two must be brought to the notice of the Architect before commencement of work.  
 3. All dimensions must be read and not measured. Please refer to detailed drawings wherever relevant.  
 4. This drawing is indicative & showing of General Arrangement Development only. Final alignment drawing will be prepared based on TP Scheme, ROW and confirmation from SRFDCL and relevant authority.

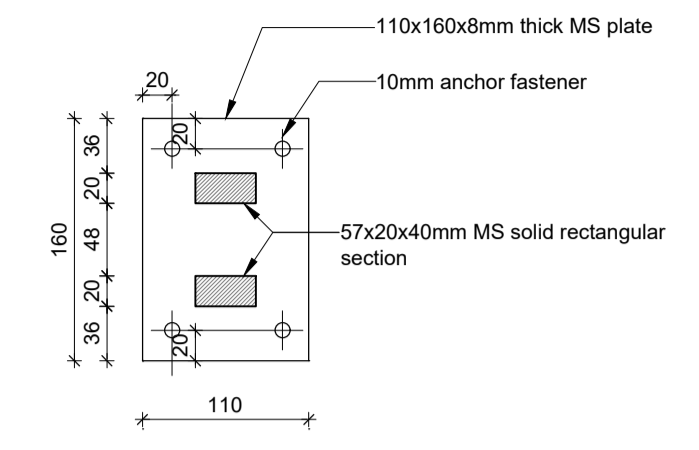
SPECIFIC INSTRUCTIONS:  
 THESE DRAWINGS ARE NOT CONSTRUCTION DRAWINGS NOR DO THEY PURPORT TO DO SO. THEY ARE CONCEPTUAL DESIGN DRAWINGS FOR UNDERSTANDING OF THE PROJECT AND MODIFICATIONS ARE TO BE EXPECTED IN FINAL CONSTRUCTION DRAWINGS.



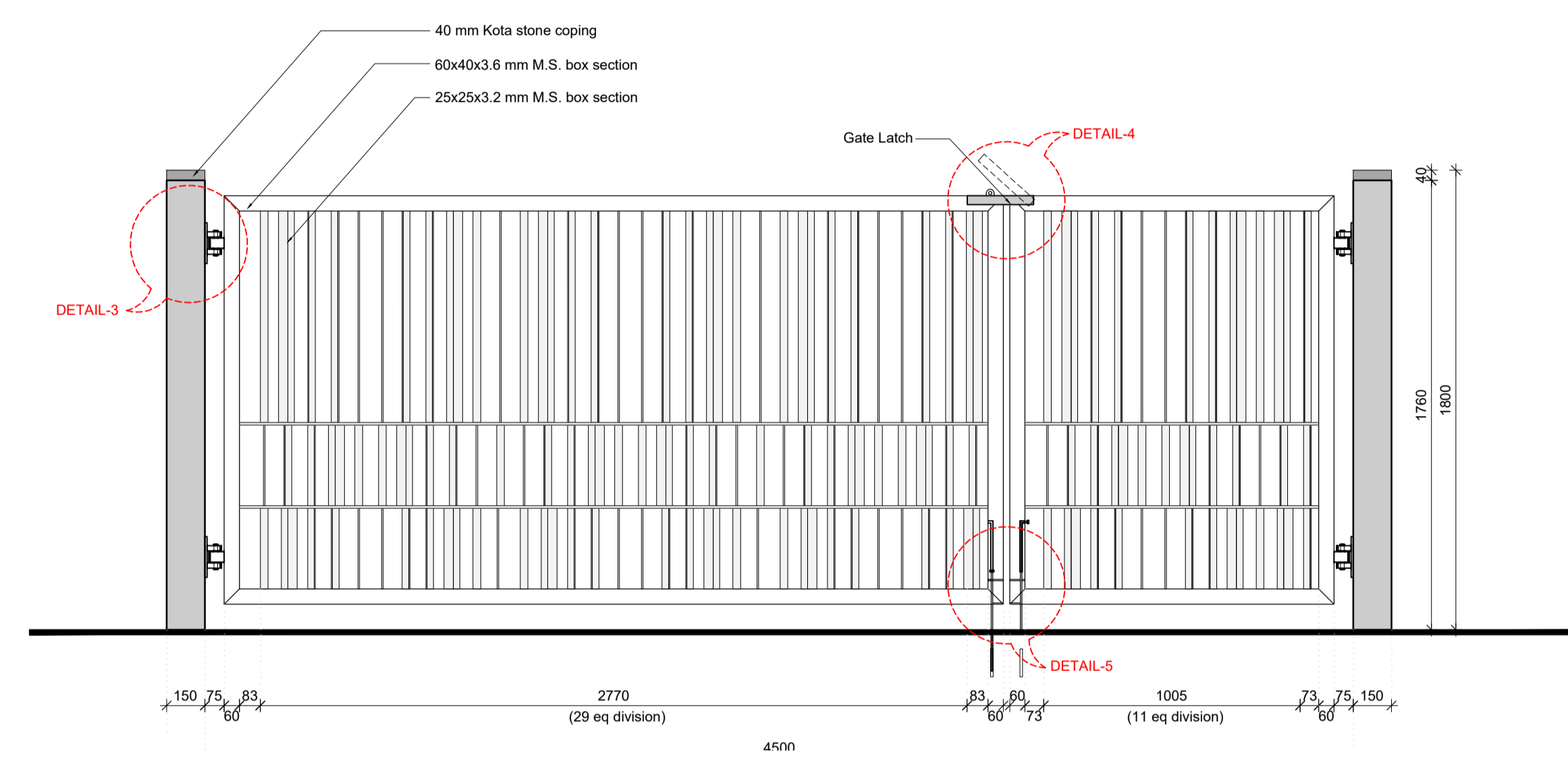
DETAIL 1  
SCALE - 1:5



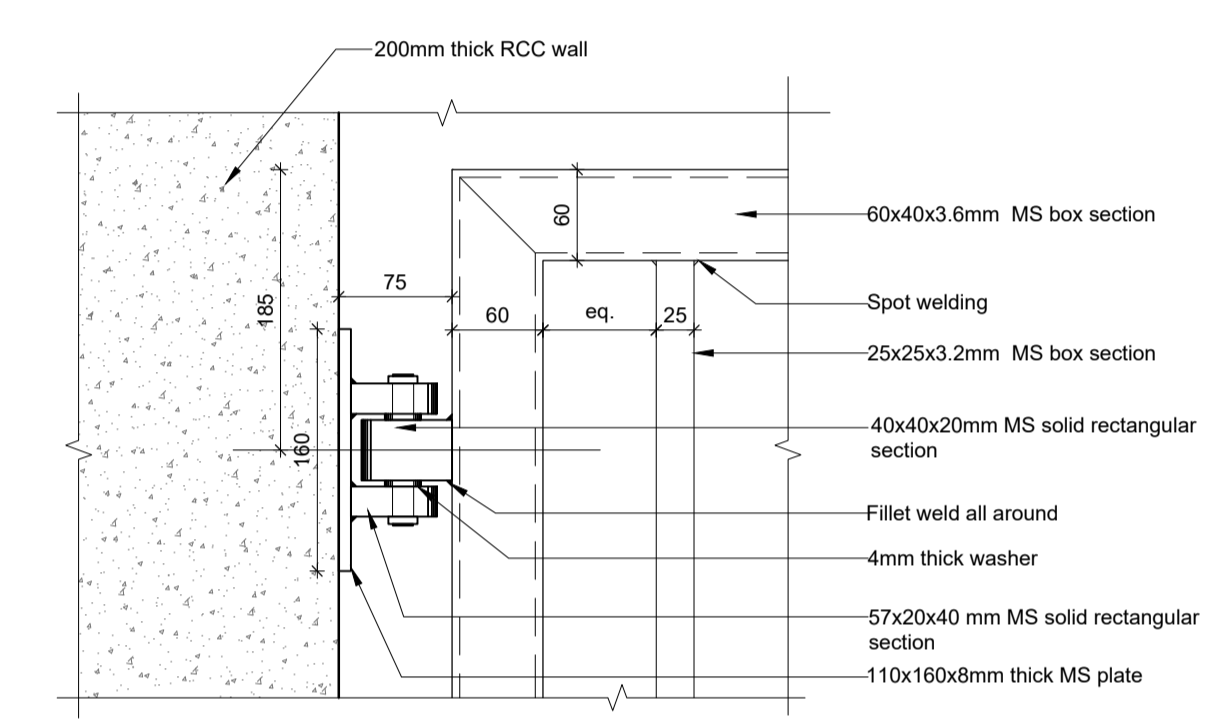
DETAIL 2  
SCALE - 1:5



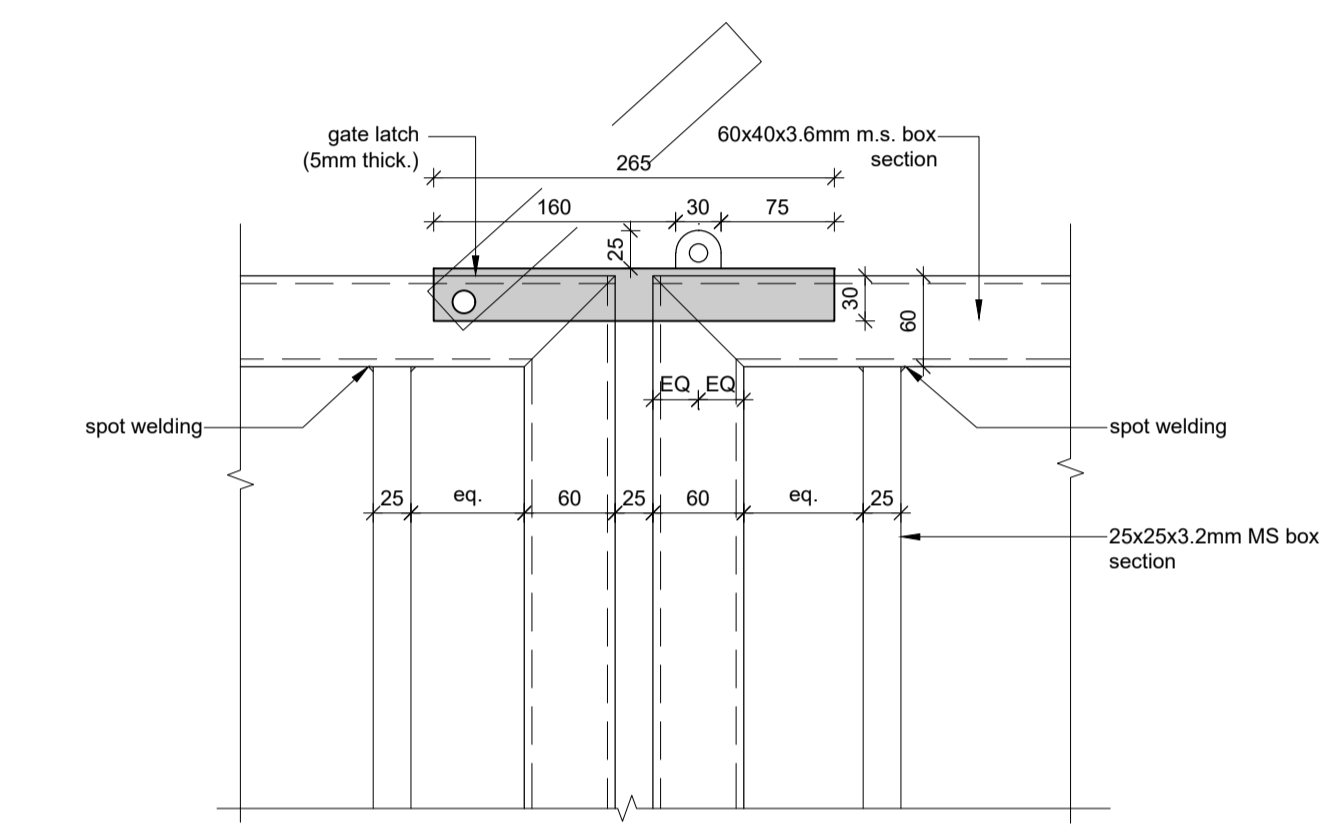
SECTION 1 OF DETAIL 2  
SCALE - 1:5



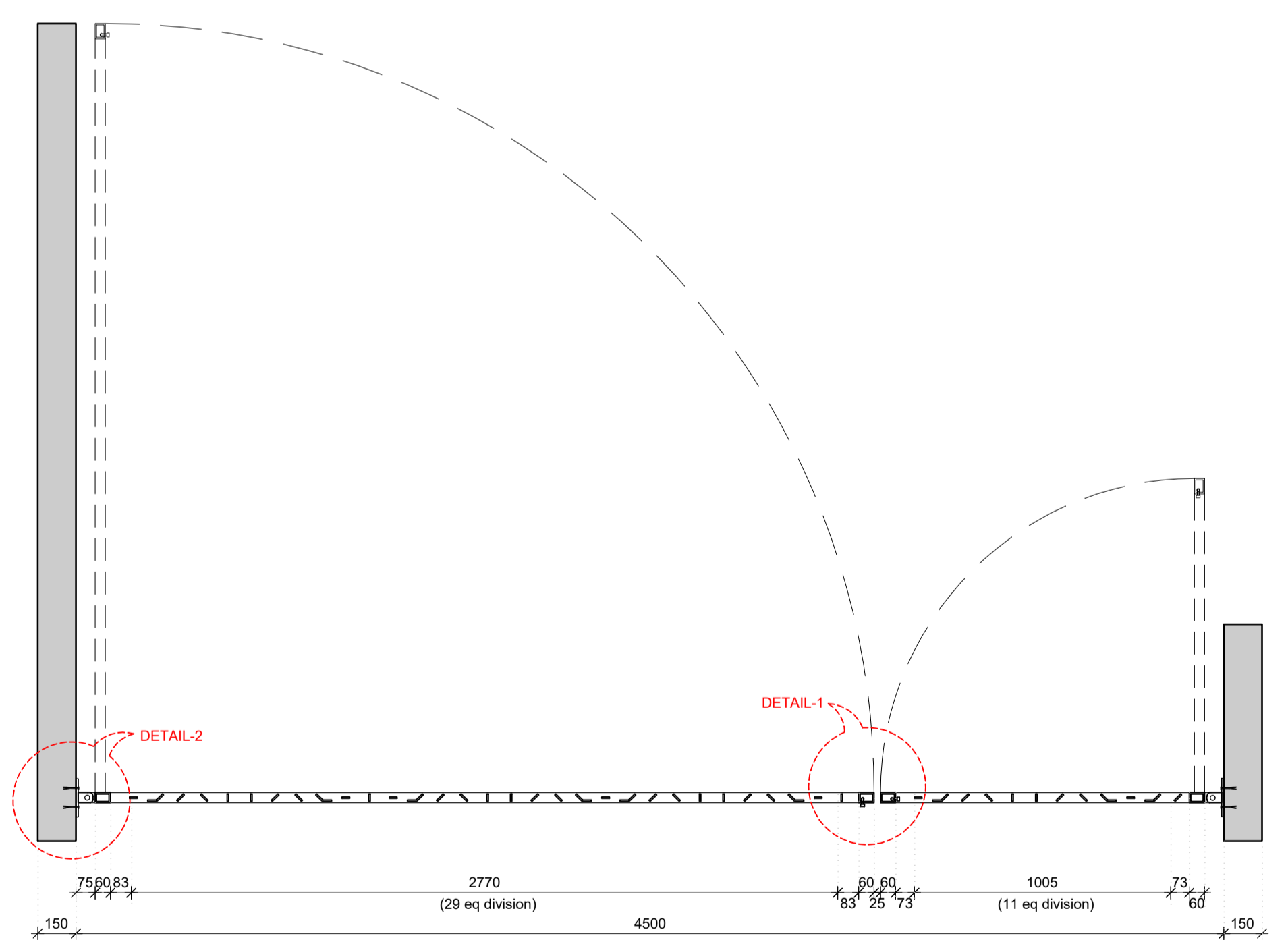
ELEVATION  
SCALE - 1:20



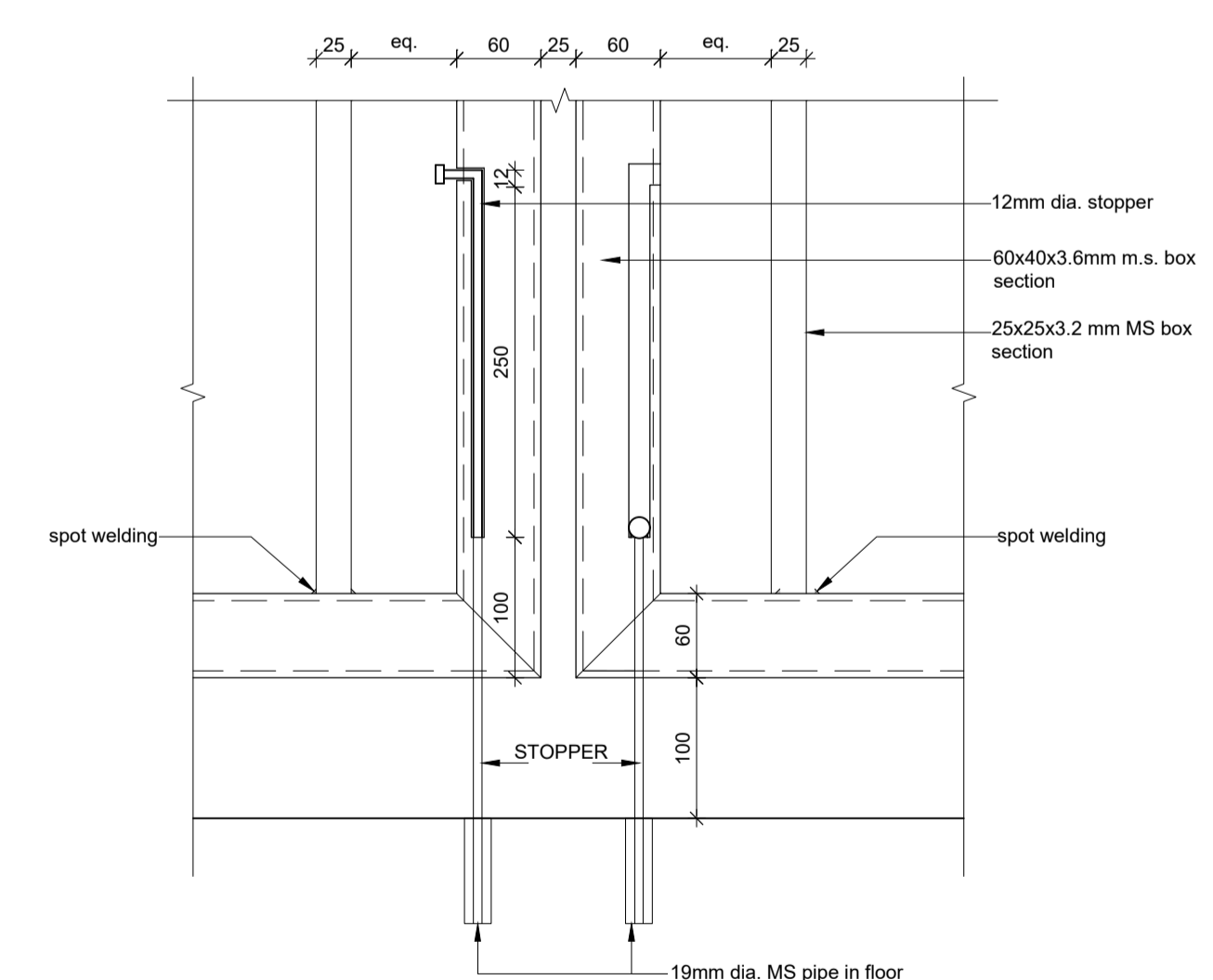
DETAIL 3  
SCALE - 1:5



DETAIL 4  
SCALE - 1:5



PLAN  
SCALE - 1:20



DETAIL 5  
SCALE - 1:5



REF.	DATE	DESCRIPTION
T00	12.05.26	FOR TENDER

DRAWN BY TANYA SONI  
 CHECKED BY VINOD RATHOD  
 REVIEWED BY KAVAN PATHAK  
 APPROVED BY PRATIK GANDHI

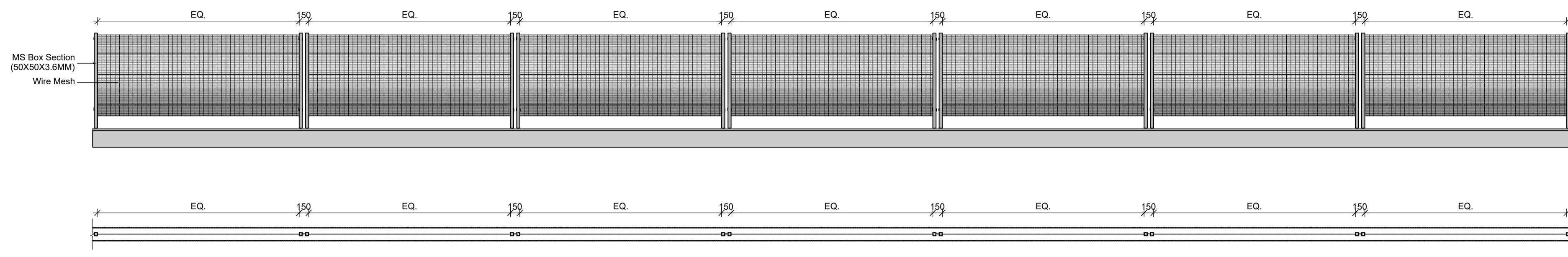
PHASE 1: SHANKARBHUVAN GARDEN  
**TYPICAL GATE DETAIL-2**  
 DWG.NO.: 25042-01-HCP-DG-5503  
 SCALE: AS SHOWN  
 DATE : 12-05-2026

**5503**

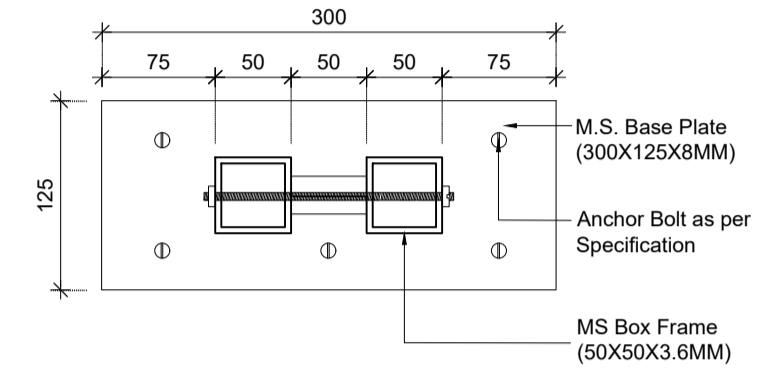
PROJECT NAME  
**SRFD PHASE-1**  
 CLIENT  
 SRFDCL  
 AT AHMEDABAD PROJECT NO. 25042



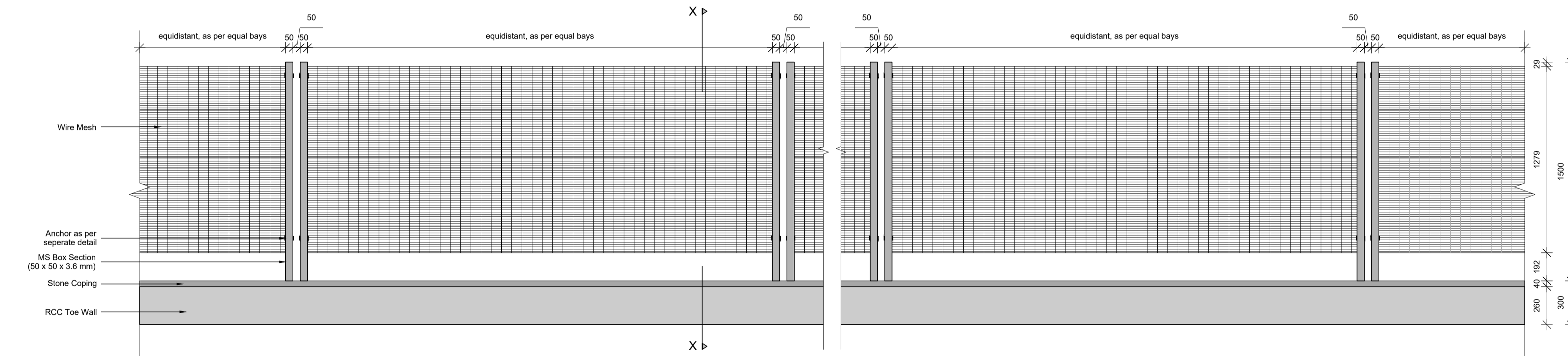




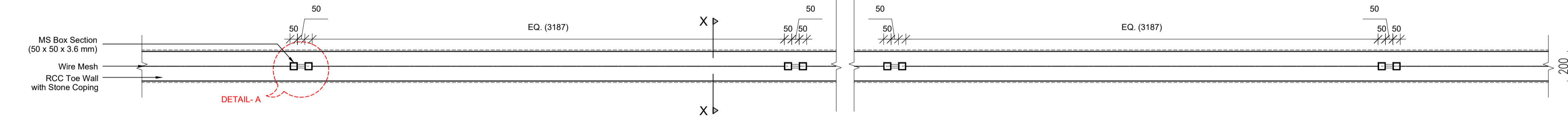
KEY PLAN: TYPICAL FENCING  
SCALE - 1:50



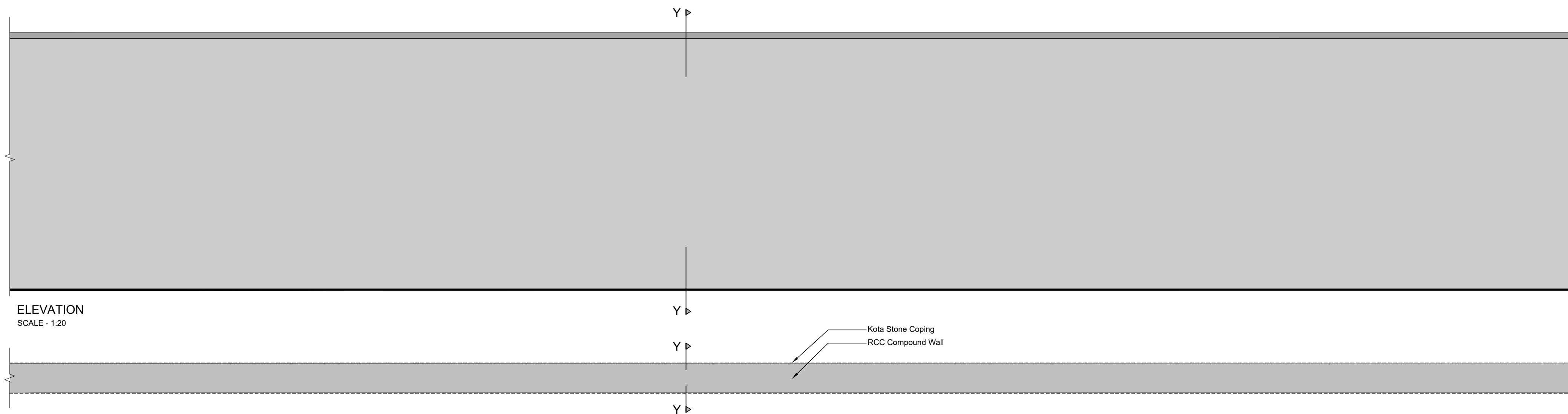
DETAIL A  
SCALE - 1:5



ELEVATION  
SCALE - 1:20

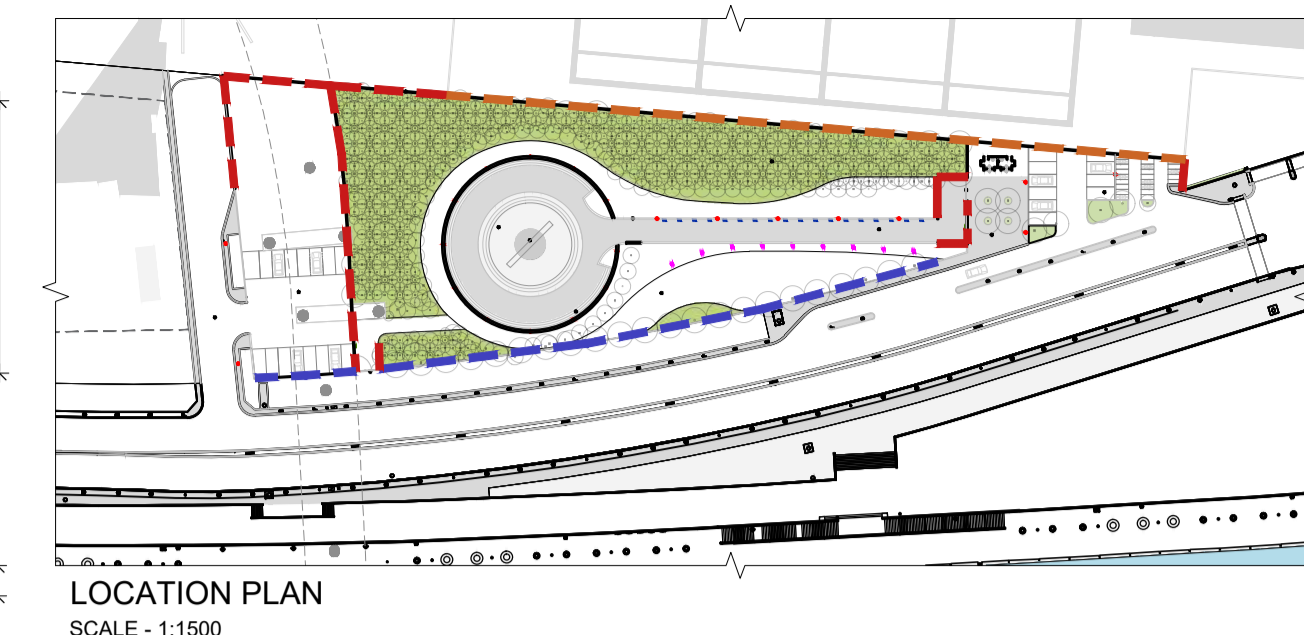


PLAN  
SCALE - 1:20



ELEVATION  
SCALE - 1:20

PLAN  
SCALE - 1:20

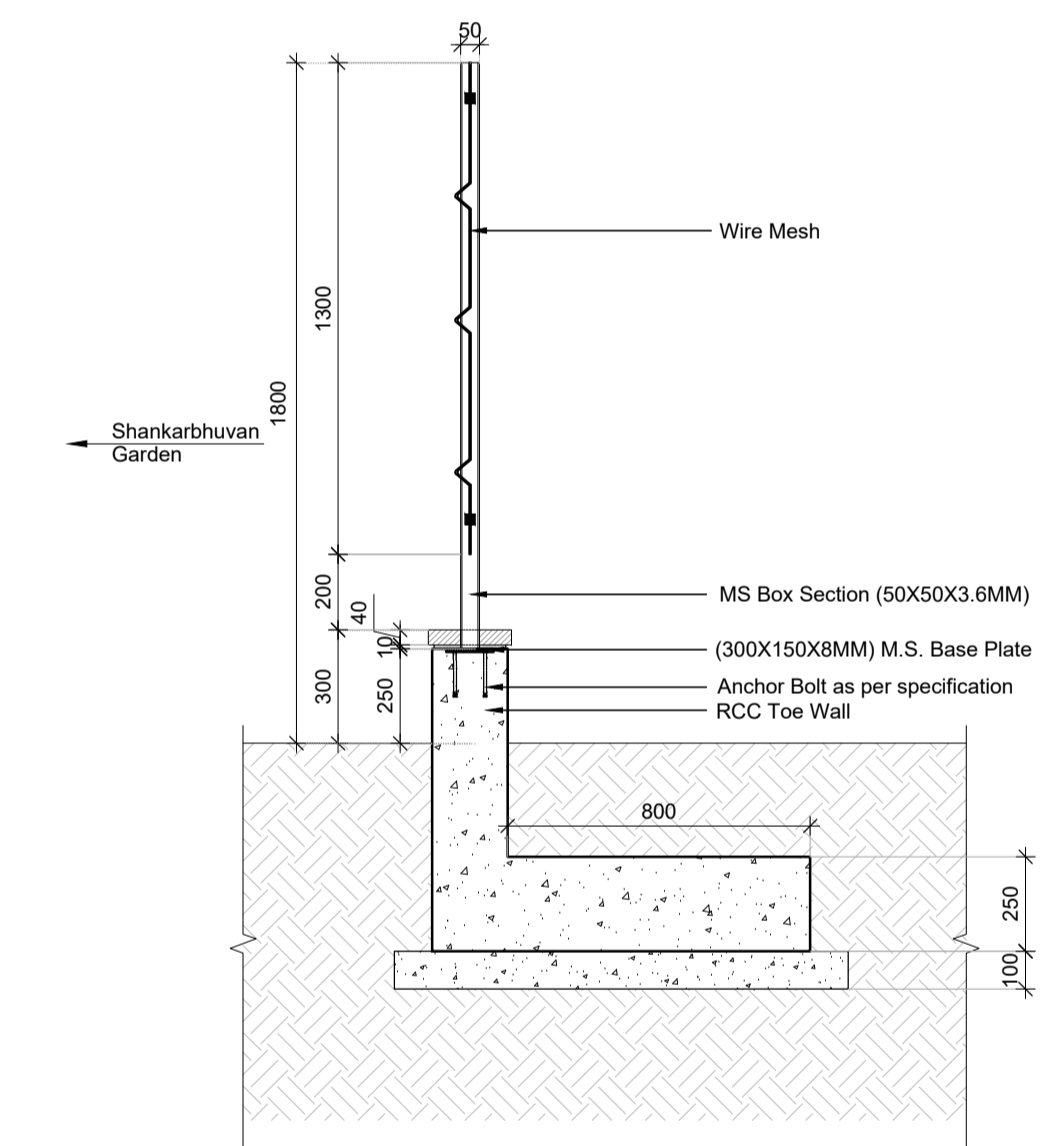


LOCATION PLAN  
SCALE - 1:1500

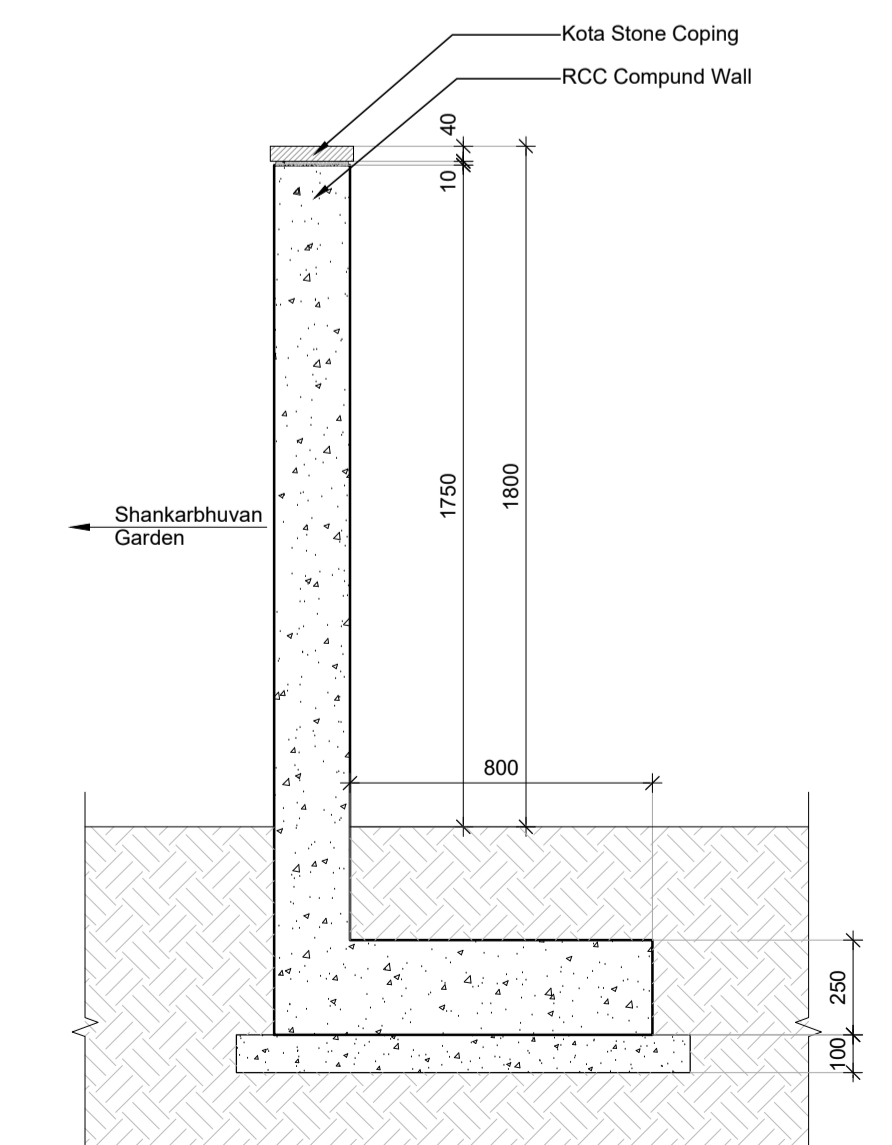
- COMPOUND WALL
- TOE WALL WITH A-1 FENCE
- EXISTING COMPOUND WALL

Notes:  
1. This drawing and its contents are the property of HCP Design, Planning and Management Pvt. Ltd. It is not to be reproduced, copied, loaned, exhibited or used, in whole or in part, except for the purpose it is intended for, without prior written consent from HCP.  
2. In case there is any discrepancy between the Architectural drawings and other representational drawings, the Architectural drawings must be followed and any discrepancy between the two must be brought to the notice of the Architect before commencement of work.  
3. All dimensions must be read and not measured. Please refer to detailed drawings wherever relevant.

SPECIFIC INSTRUCTIONS:  
THESE DRAWINGS ARE NOT CONSTRUCTION DRAWINGS NOR DO THEY PURPORT TO DO SO. THEY ARE CONCEPTUAL DESIGN DRAWINGS FOR UNDERSTANDING OF THE PROJECT AND MODIFICATIONS ARE TO BE EXPECTED IN FINAL CONSTRUCTION DRAWINGS.



SECTION X  
SCALE - 1:20



SECTION Y  
SCALE - 1:20



REF.	DATE	DESCRIPTION
T00	12.05.26	FOR TENDER
DRAWN BY	TANYA SONI	
CHECKED BY	VINOD RATHOD	
REVIEWED BY	KAVAN PATHAK	
APPROVED BY	PRATIK GANDHI	

PHASE 1: SHANKARBHUVAN GARDEN  
**TYPICAL COMPOUND WALL**  
DWG.NO.: 25042-01-HCP-DG-6002  
SCALE: AS SHOWN  
DATE : 12-05-26

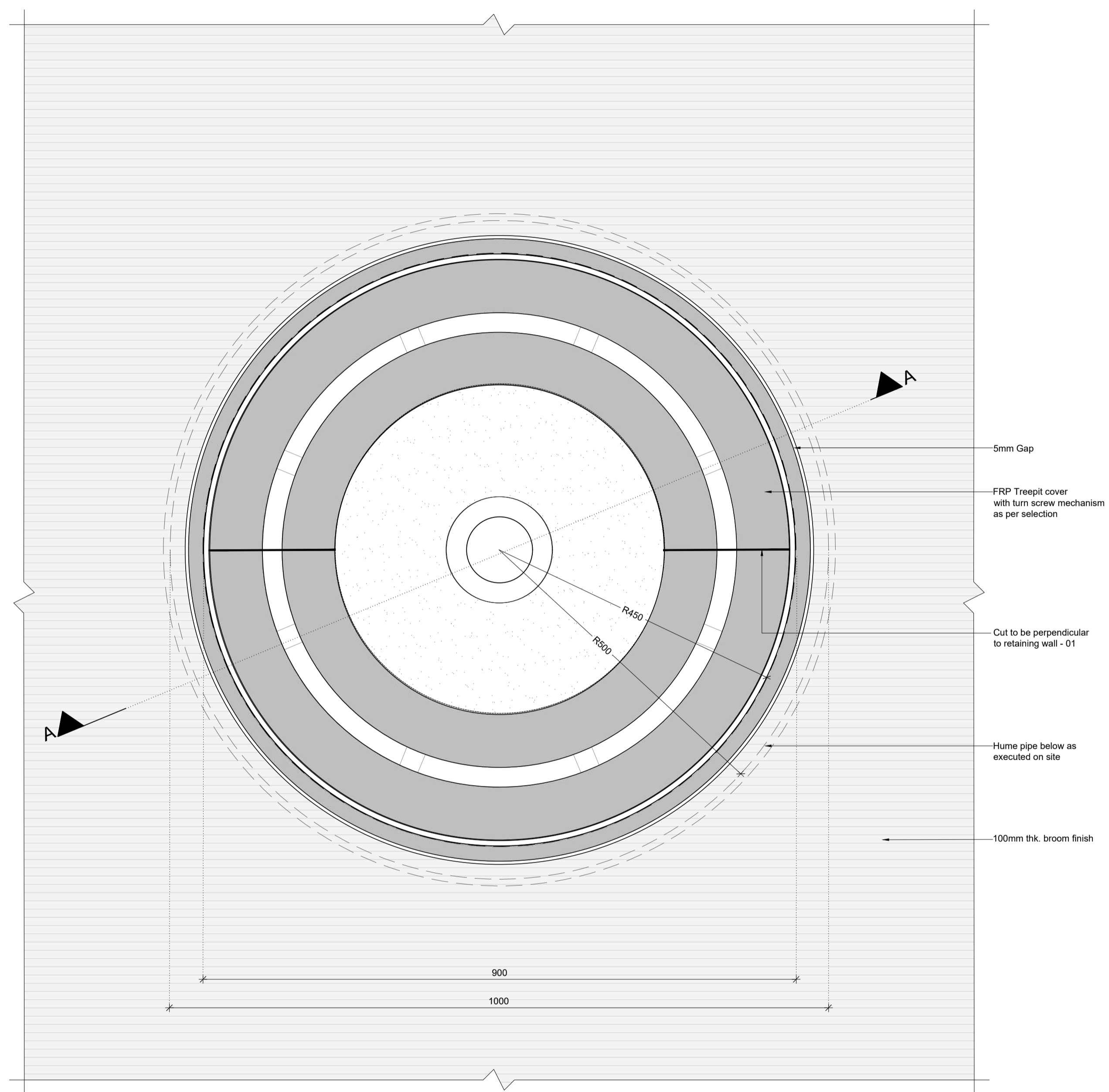
**6002**

PROJECT NAME  
**SRFD PHASE-1**  
CLIENT  
SRFDCL  
AT AHMEDABAD PROJECT NO. 25042

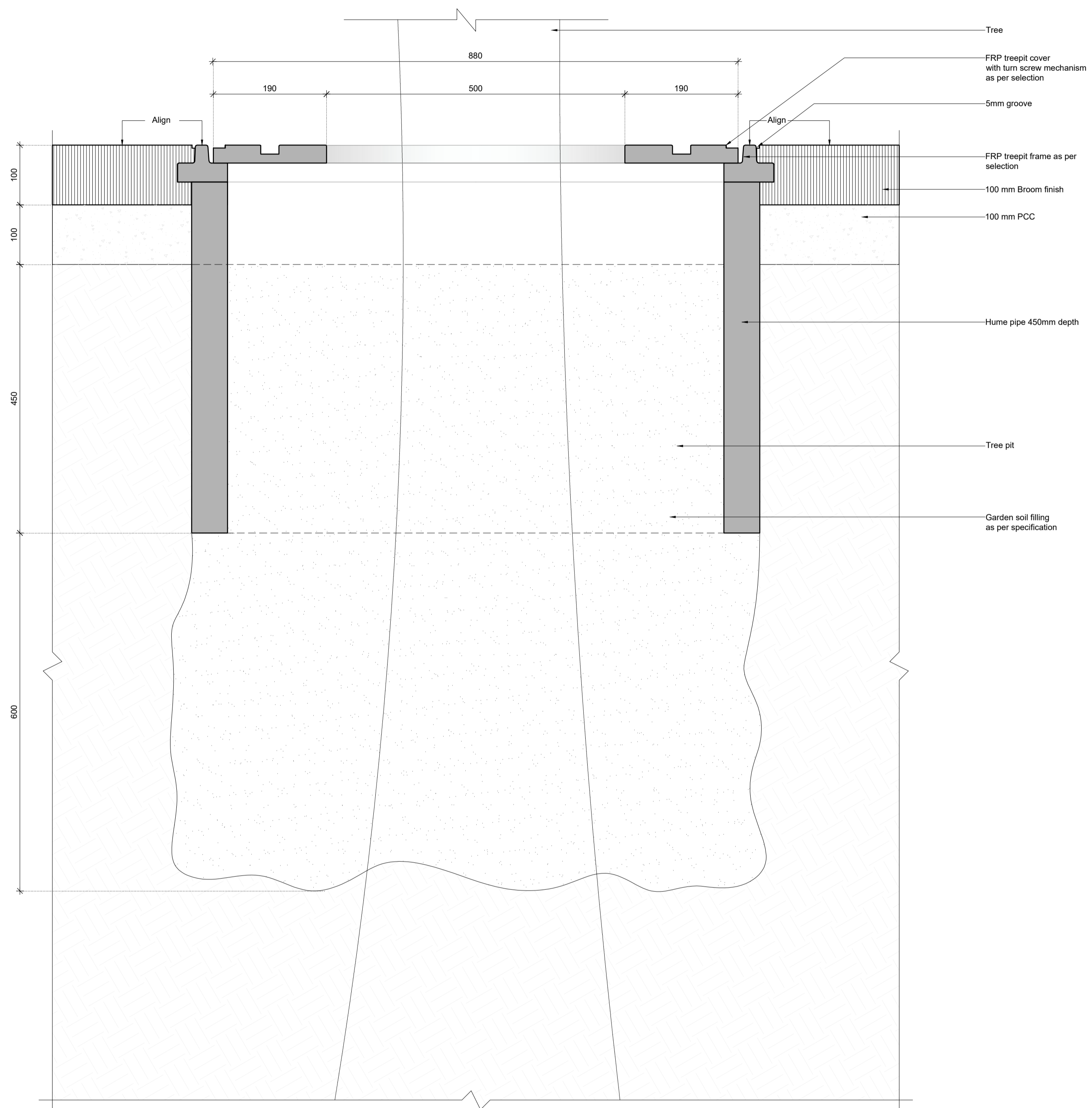


Notes:  
 1. This drawing and its contents are the property of HCP Design, Planning and Management Pvt. Ltd. It is not to be reproduced, copied, loaned, exhibited or used, in whole or in part, except for the purpose it is intended for, without prior written consent from HCP.  
 2. In case there is any discrepancy between the Architectural drawings and other representational drawings, the Architectural drawings must be followed and any discrepancy between the two must be brought to the notice of the Architect before commencement of work.  
 3. All dimensions must be read and not measured. Please refer to detailed drawings wherever relevant.

SPECIFIC INSTRUCTIONS:  
 THESE DRAWINGS ARE NOT CONSTRUCTION DRAWINGS NOR DO THEY PURPORT TO DO SO. THEY ARE CONCEPTUAL DESIGN DRAWINGS FOR UNDERSTANDING OF THE BUILDING AND MODIFICATIONS ARE TO BE EXPECTED IN FINAL CONSTRUCTION DRAWINGS.



PLAN  
SCALE - 1:5



SECTION A  
SCALE - 1:5

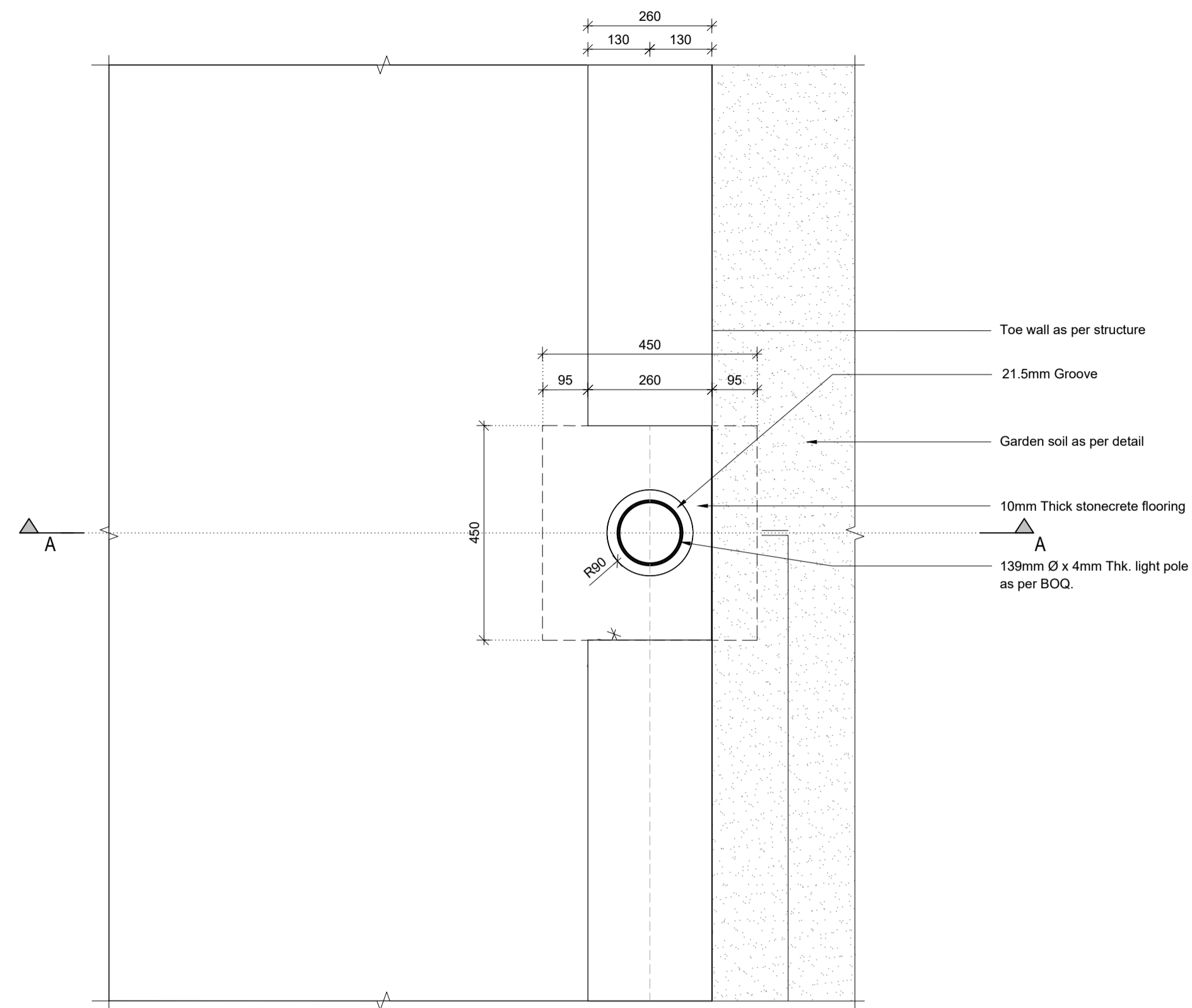


T00	12.05.26	FOR TENDER
REF.	DATE	DESCRIPTION
DRAWN BY	TANYA SONI	
CHECKED BY	VINOD RATHOD	
REVIEWED BY	KAVAN PATHAK	
APPROVED BY	PRATIK GANDHI	

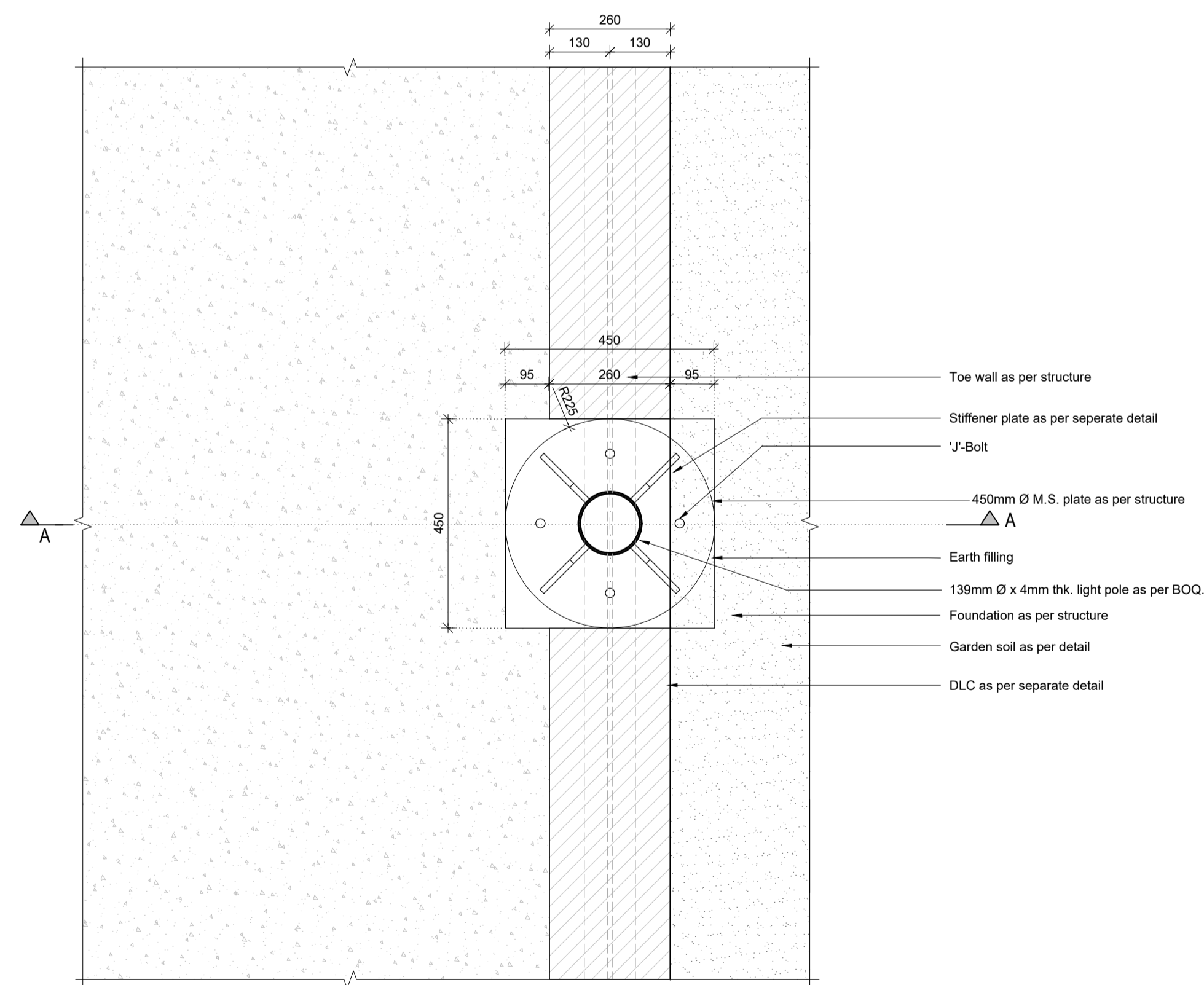
PHASE 1: SHANKARBHUVAN GARDEN  
**TYPICAL TREE PIT DETAIL**  
 DWG.NO.: 25042-01-HCP-DG-6500  
 SCALE: 1:5  
 DATE : 12-05-2026 **6500**

PROJECT NAME  
**SRFD PHASE-1**  
 CLIENT  
 SRFDCL  
 AT AHMEDABAD PROJECT NO. 25042

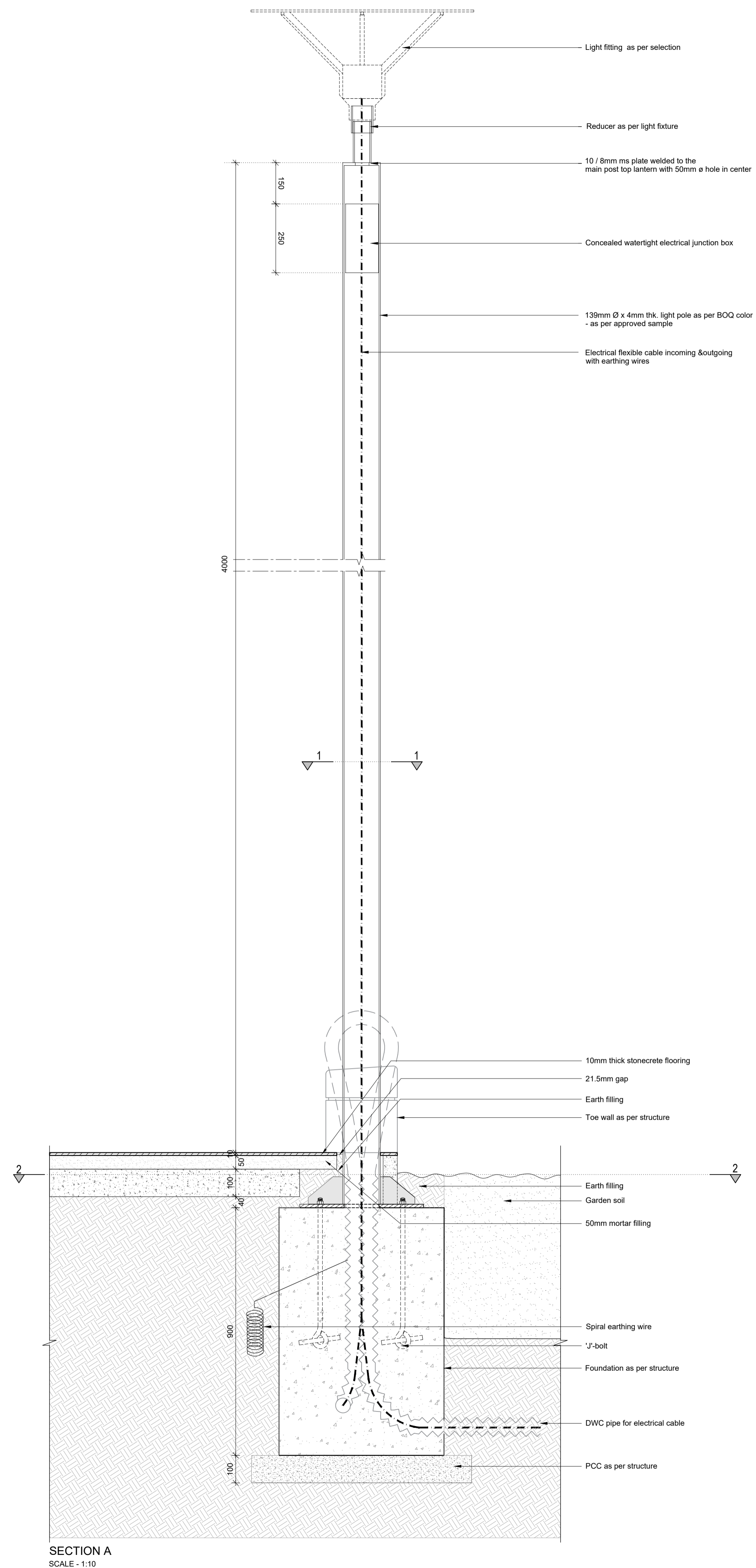




PLAN AT LEVEL 1  
SCALE - 1:10



PLAN AT LEVEL 2  
SCALE - 1:10



SECTION A  
SCALE - 1:10

Notes:  
1. This drawing and its contents are the property of HCP Design, Planning and Management Pvt. Ltd. It is not to be reproduced, copied, loaned, exhibited or used, in whole or in part, except for the purpose it is intended for, without prior written consent from HCP.  
2. In case there is any discrepancy between the Architectural drawings and other representational drawings, the Architectural drawings must be followed and any discrepancy between the two must be brought to the notice of the Architect before commencement of work.  
3. All dimensions must be read and not measured. Please refer to detailed drawings wherever relevant.  
4. This drawing is indicative & showing of General Arrangement Development only. Final alignment drawing will be prepared based on TP Scheme, ROW and confirmation from AMC and relevant authority.

SPECIFIC INSTRUCTIONS:  
THESE DRAWINGS ARE NOT CONSTRUCTION DRAWINGS NOR DO THEY PURPORT TO DO SO. THEY ARE CONCEPTUAL DESIGN DRAWINGS FOR UNDERSTANDING OF THE PROJECT AND MODIFICATIONS ARE TO BE EXPECTED IN FINAL CONSTRUCTION DRAWINGS.



REF.	DATE	DESCRIPTION
T00	12.05.26	FOR TENDER
DRAWN BY	TANYA SONI	
CHECKED BY	VINOD RATHOD	
REVIEWED BY	KAVAN PATHAK	
APPROVED BY	PRATIK GANDHI	

PHASE 1: SHANKARBHUVAN GARDEN

**4.0 M LIGHT POLE DETAIL**

DWG. NO.: 25042-01-HCP-DG-6501

SCALE: 1:10

DATE : 12.05.2026

PROJECT NAME

**SRFD PHASE-1**

CLIENT

SRFDCL

AT AHMEDABAD PROJECT NO. 25042

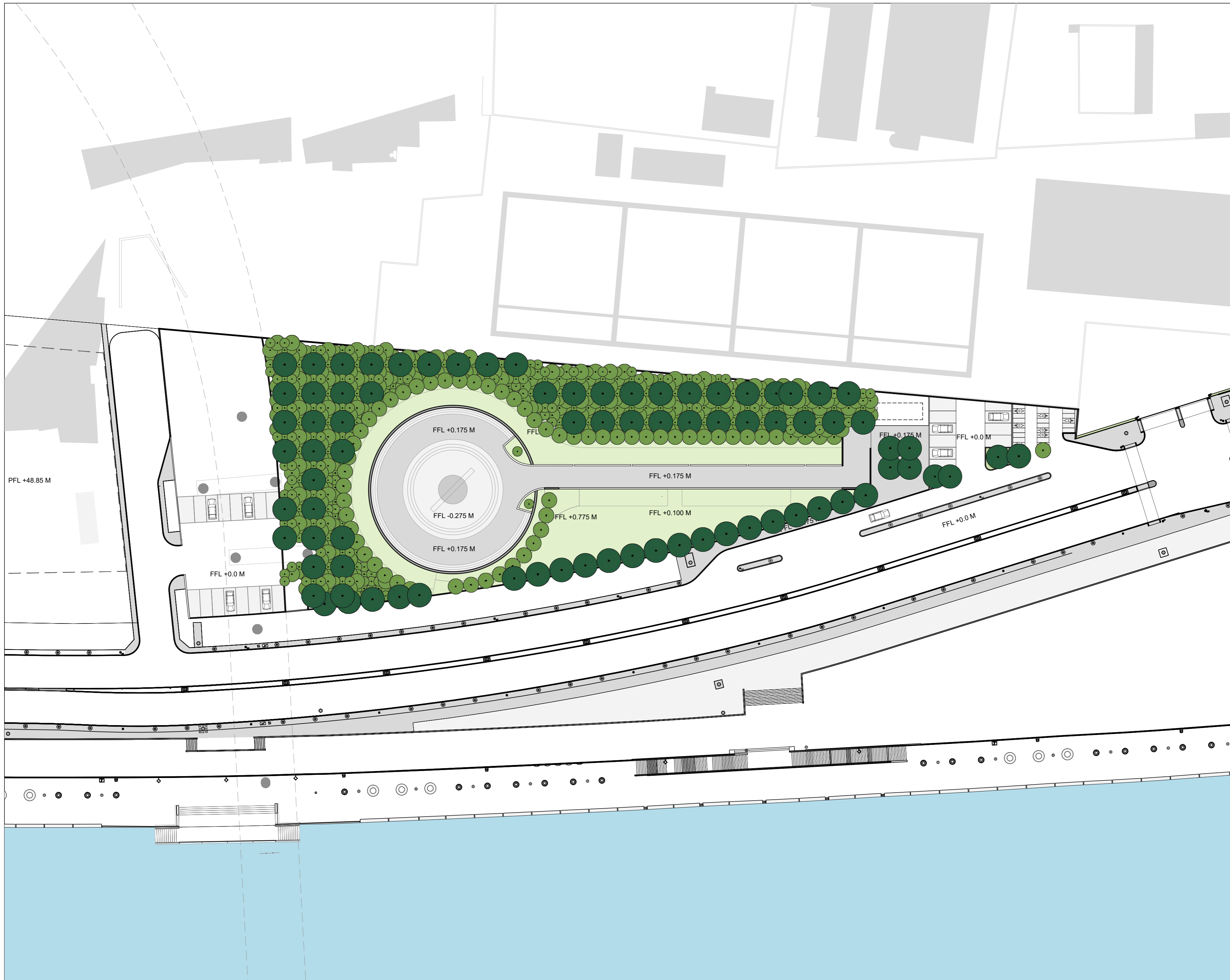




Notes:  
 1.This drawing and its contents are the property of HCP Design, Planning and Management Pvt. Ltd. It is not to be reproduced, copied, loaned, exhibited or used, in whole or in part, except for the purpose it is intended for, without prior written consent from HCP.  
 2.In case there is any discrepancy between the Architectural drawings and other representational drawings, the Architectural drawings must be followed and any discrepancy between the two must be brought to the notice of the Architect before commencement of work.  
 3.All dimensions must be read and not measured. Please refer to detailed drawings wherever relevant.  
 4.This drawing is indicative & showing of General Arrangement Development only. Final alignment drawing will be prepared based on TP Scheme, ROW and confirmation from SRFDCL and relevant authority.

**LEGEND**

- T1-Proposed Trees
- T2-Proposed Trees
- Softscape
- Hardscape



REF.	DATE	DESCRIPTION
T00	12.05.26	FOR TENDER

DRAWN BY	VISHAKHA DHANDE
CHECKED BY	ADITI SHARMA
REVIEWED BY	KAVAN PATHAK
APPROVED BY	PRATIK GANDHI

PHASE 1: SHANKARBHUVAN GARDEN  
**PROPOSED PLANTING PLAN-TREE INTENT**  
 DWG.NO.: 25042-01-HCP-DG-3304  
 SCALE: 1:500  
 DATE : 12-05-2026

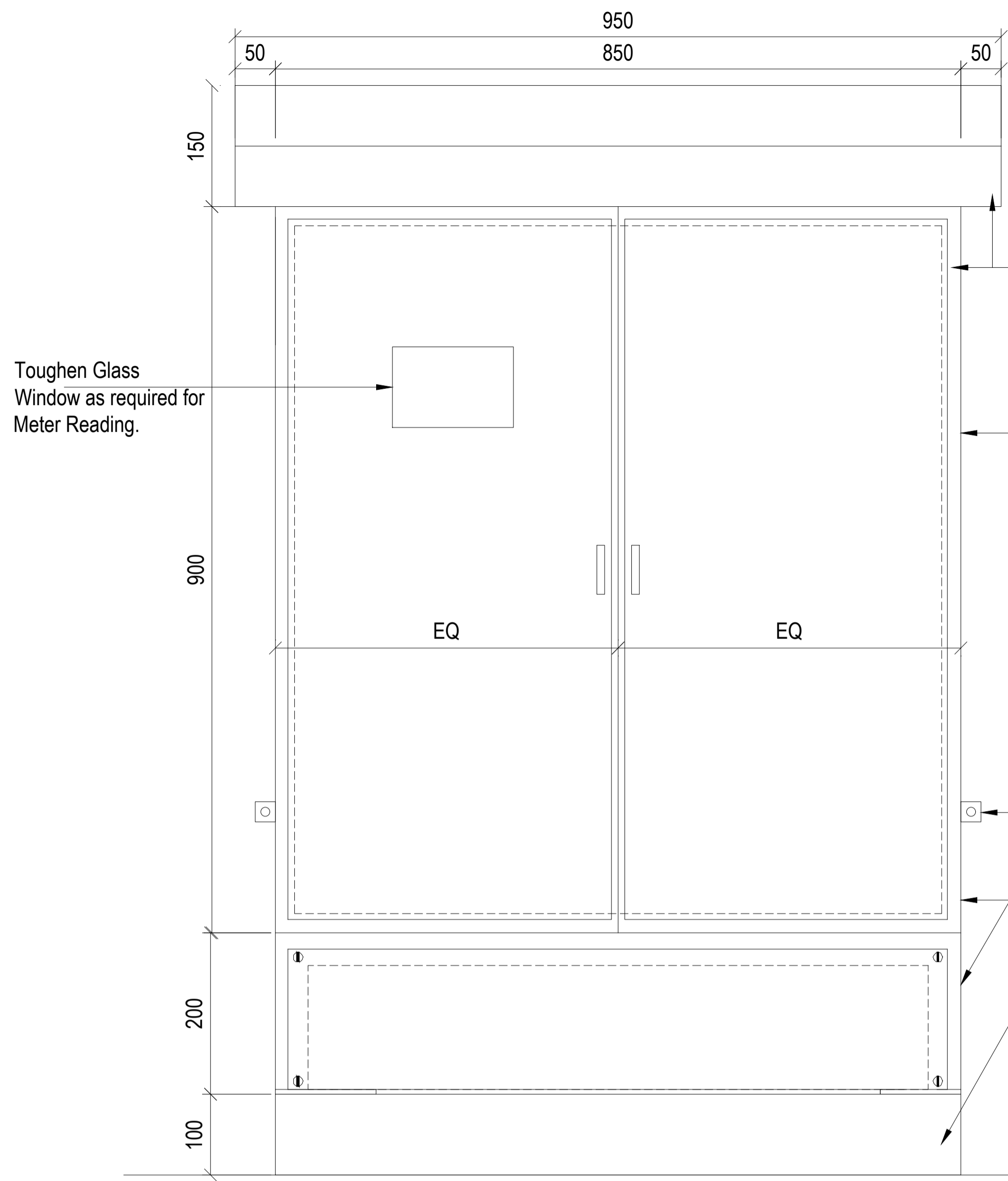
**3304**

PROJECT NAME  
**SRFD PHASE-1**  
 CLIENT  
 SRFDCL  
 AT AHMEDABAD PROJECT NO. 25042









Same Materials & Color As Per Sample

Section Feeder Pillar

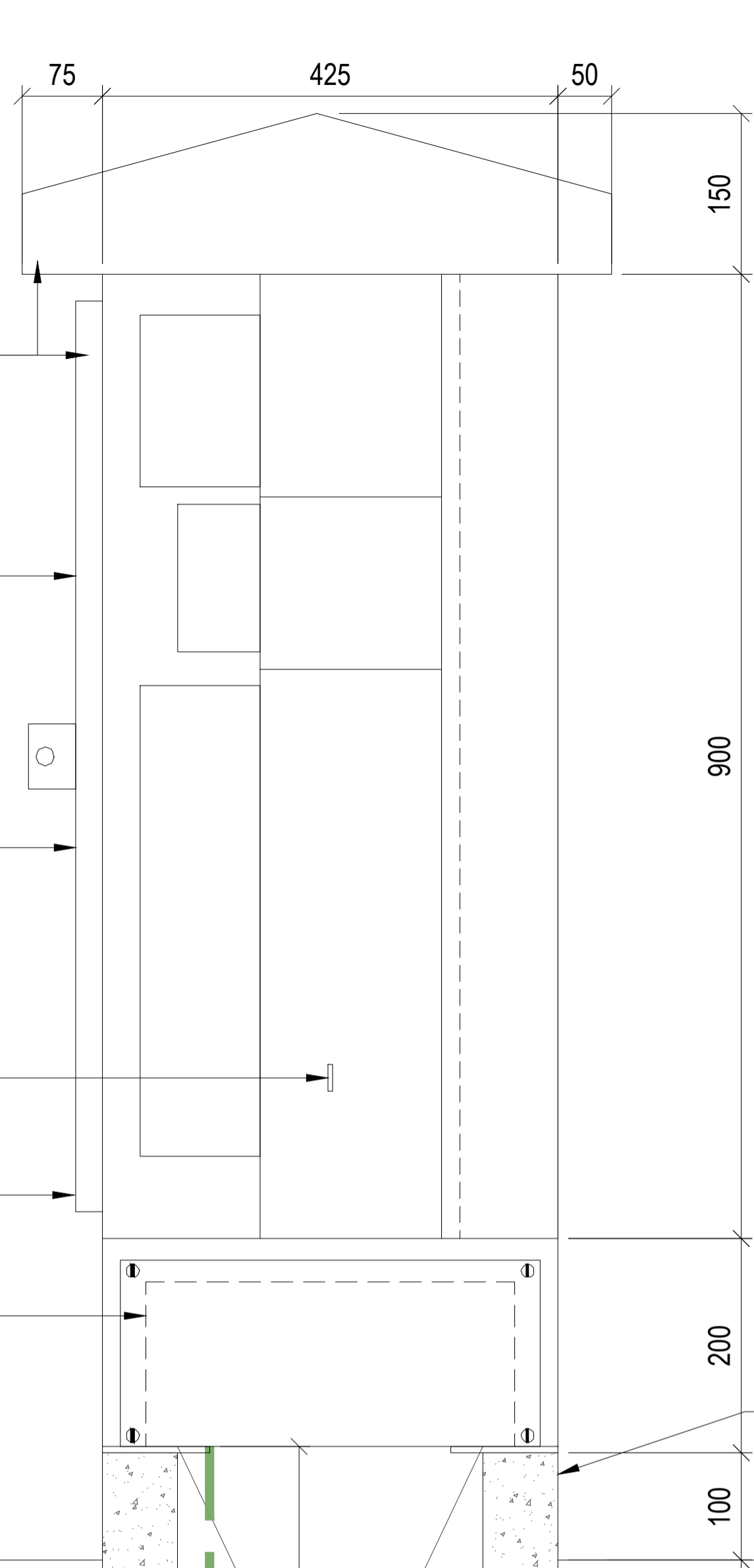
Door Opening On Walk Way Side

Earth Bolt

Same Materials & Color As Per Sample

Exposed R.C.C.

Finished Floor Level



REFERENCE IMAGE

Same Materials & Color As Per Sample

Section Feeder Pillar

Door Opening On Walk Way Side

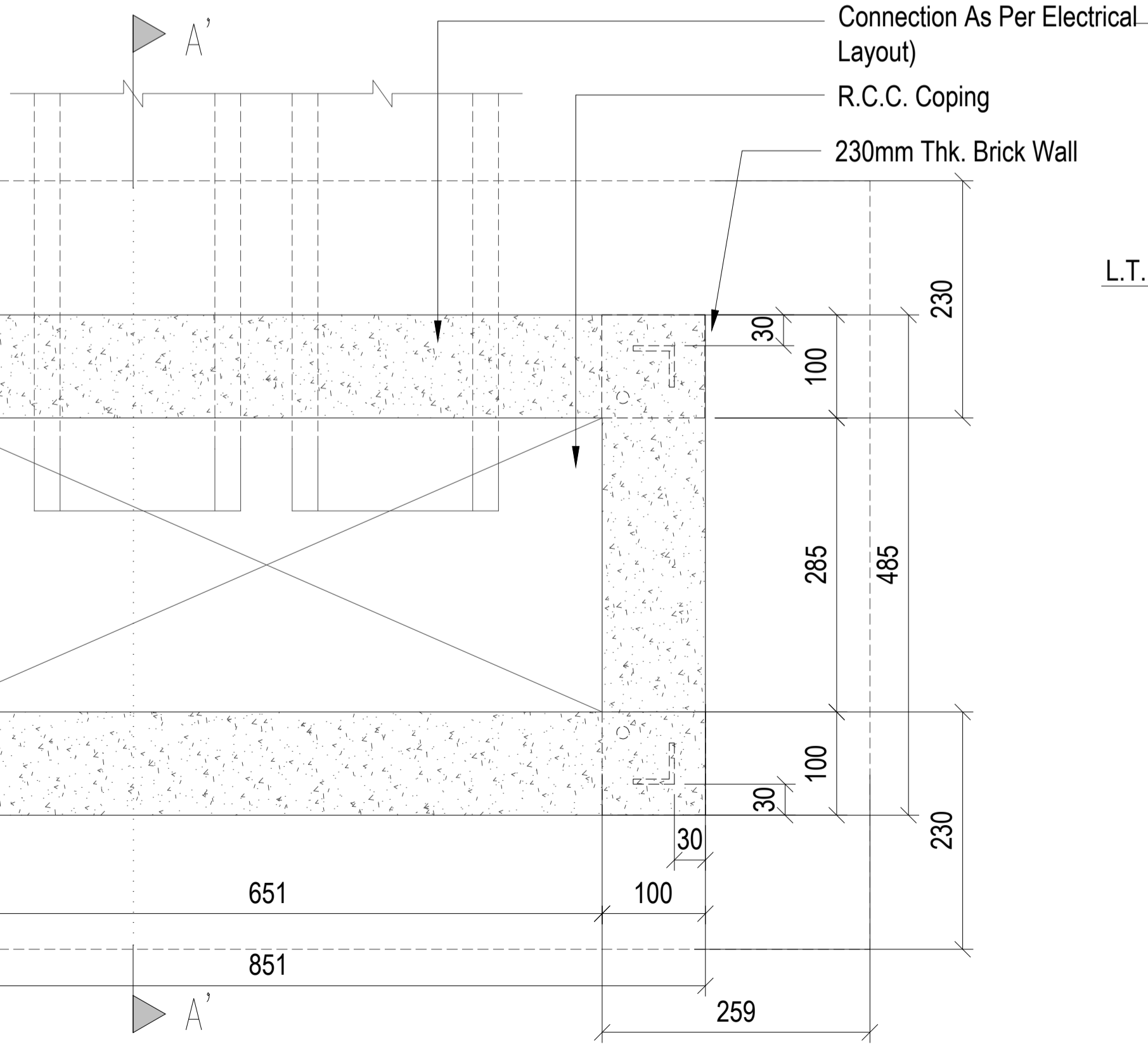
Earth Bolt

Same Materials & Color As Per Sample

Exposed R.C.C.

Finished Floor Level

ELEVATION



Indicative (no. Of Pipe & Connection As Per Electrical Layout)

R.C.C. Coping

230mm Thk. Brick Wall

L.T. Cable

L.T. Cable

L.T. Cable

L.T. Cable

L.T. Cable

L.T. Cable

L.T. Cable

L.T. Cable

L.T. Cable

L.T. Cable

L.T. Cable

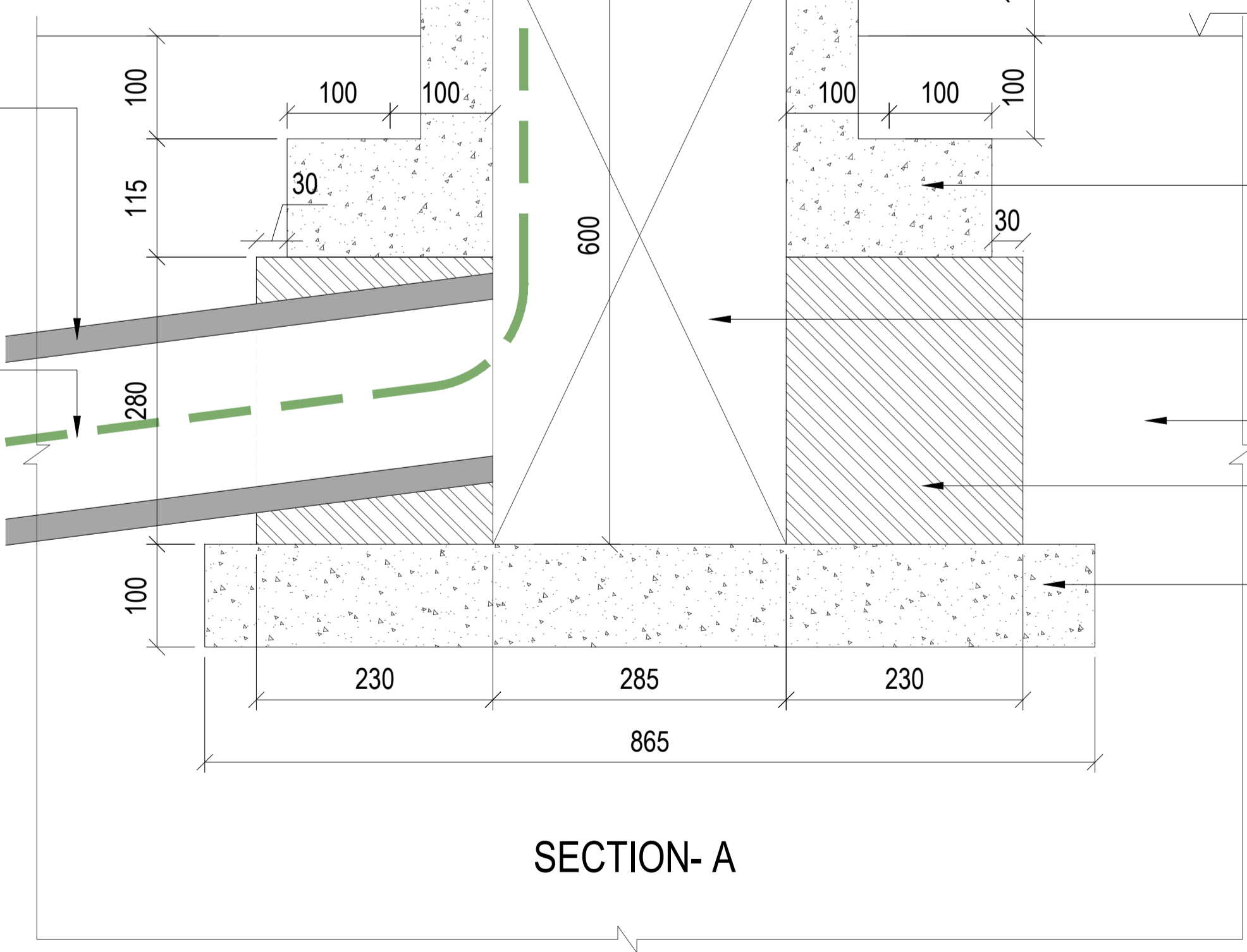
L.T. Cable

L.T. Cable

L.T. Cable

L.T. Cable

PLAN



Exposed R.C.C.

Finished Floor Level

R.C.C. Coping

650(l)x225(w)x600mm Deep Cutout In Floor Below At SFP Incomer

Compacted Earth

230mm Thk. Brick Wall

P.C.C. As Per Structure.

SECTION-A

Notes:  
1. Colour of Light Fixture & Pole Should be Same.



FOR TENDER

REF.	DATE	DESCRIPTION
T00	12.05.2026	FOR TENDER

DRAWN BY :	PR
CHECKED BY :	RK
REVIEWED BY :	RK
APPROVED BY :	RK

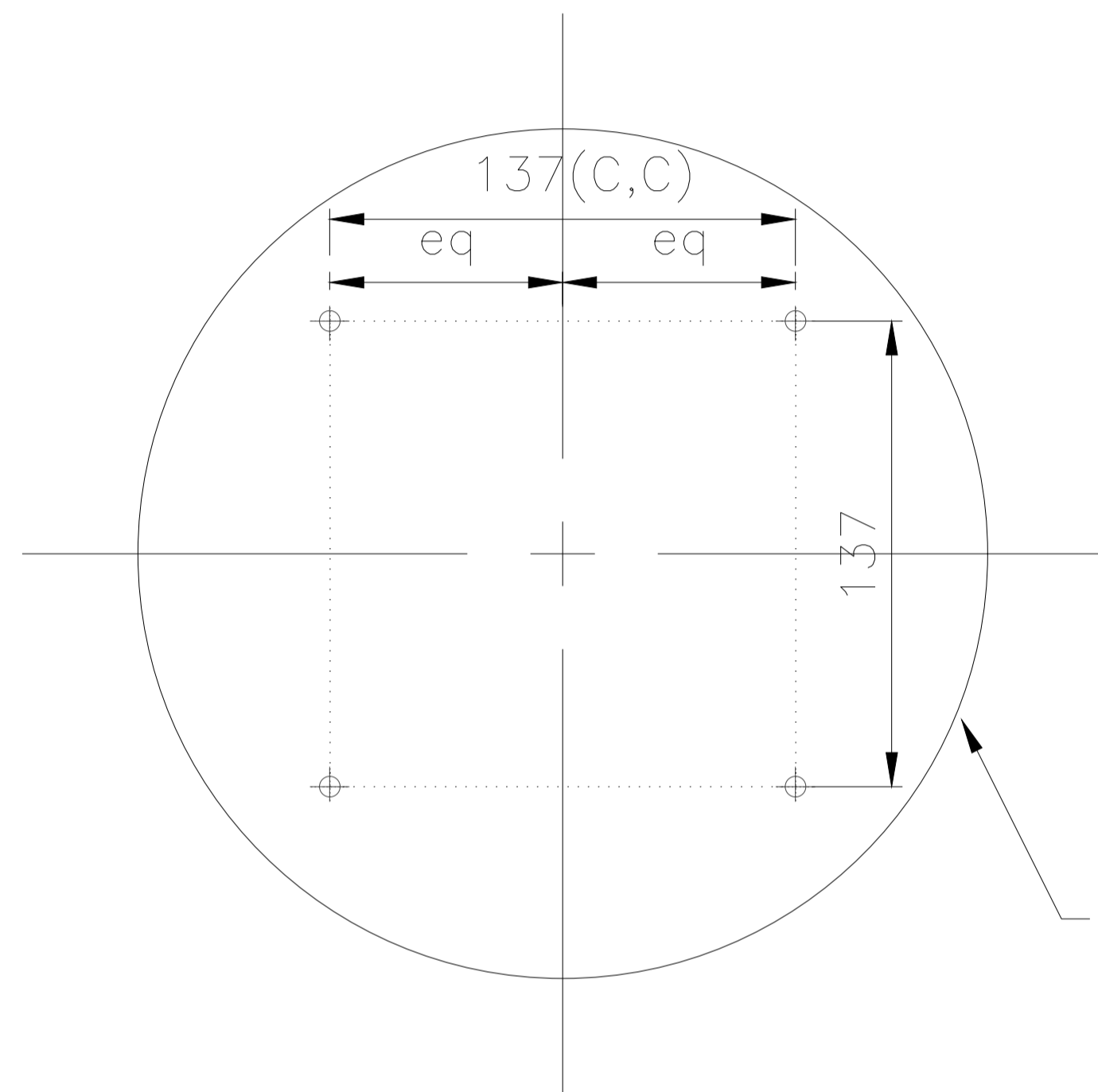
**PHASE 1: SHANKARBHUVAN GARDEN**  
**TYPICAL SFP DETAIL**  
 DWG. NO.: 25042-01-HCP-ELEC03-T00  
 SCALE: A1 : NTS  
 DATE: 12.05.2026 0003

PROJECT NAME  
**SRFD PHASE-1**

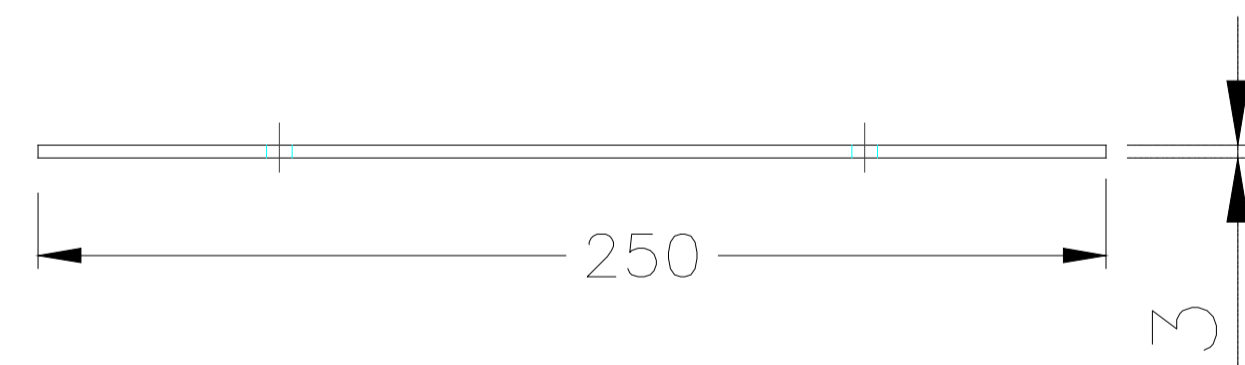
CLIENT  
 SRFDCL  
 AT AHMEDABAD PROJECT NO. : 25042



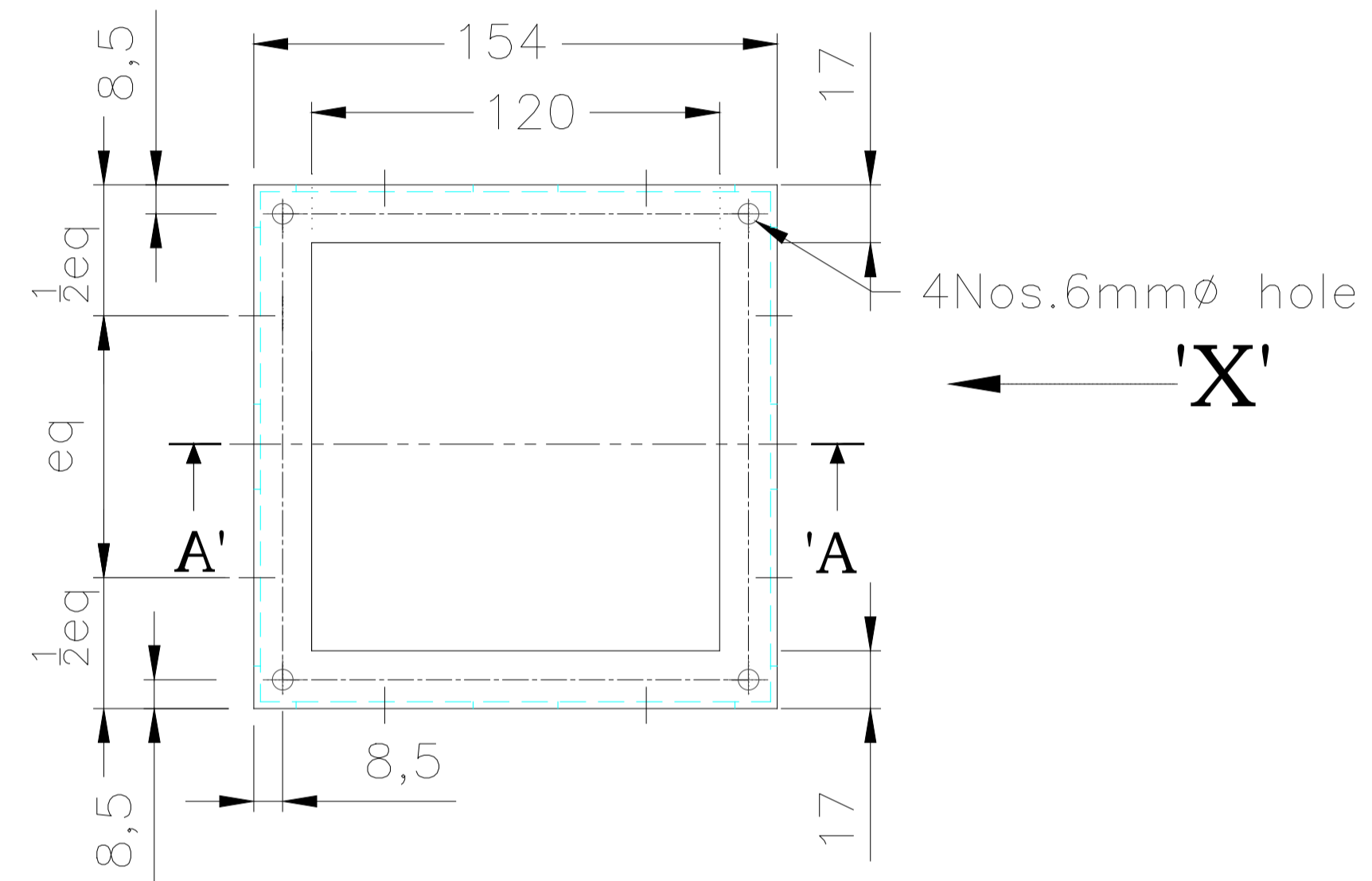
2<sup>ND</sup> Floor, "B" Block, Titanium Business Park  
 Near Makarba Underbridge, Makarba, Ahmedabad-380051  
 Tel: 9879508949 Email: info@jhaveriassociates.com  
 www.jhaveriassociates.com



250mm $\phi$  x 3mm Thick MS. Plate (Cover)

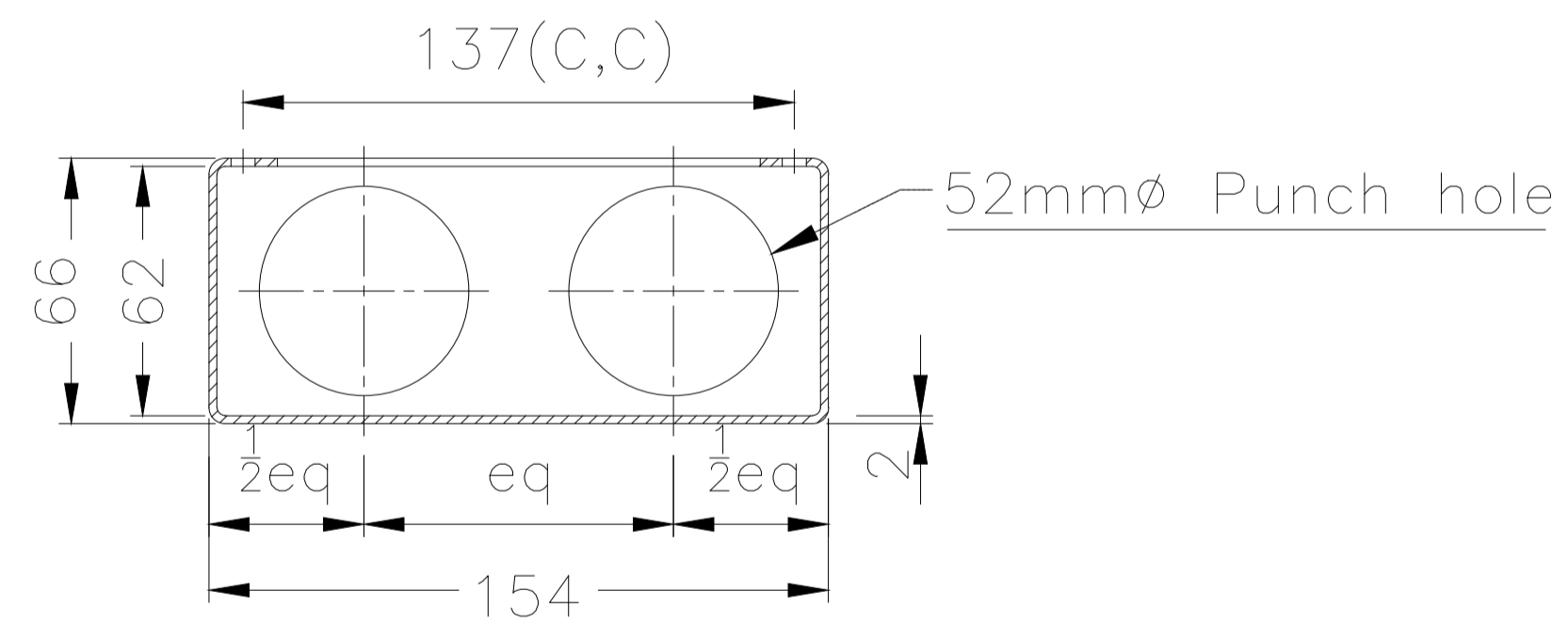


TOP COVER



4Nos.6mm $\phi$  hole

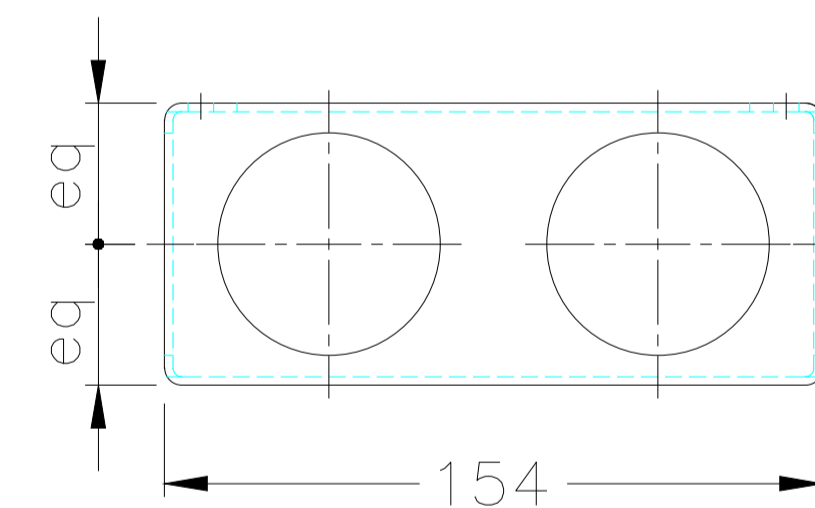
'X'



52mm $\phi$  Punch hole

SECTION-AA

MS. JUNCTION BOX



'VIEW-X'



FOR TENDER

REF.	DATE	DESCRIPTION
T00	12.05.2026	FOR TENDER
DRAWN BY :		PR
CHECKED BY :		RK
REVIEWED BY :		RK
APPROVED BY :		RK

**PHASE 1: SHANKARBHUVAN GARDEN  
TYPICAL JUNCTION BOX DETAIL**

DWG. NO.: 25042-01-HCP-ELEC04-T00

SCALE: A1 : NTS

DATE: 12.05.2026

0004

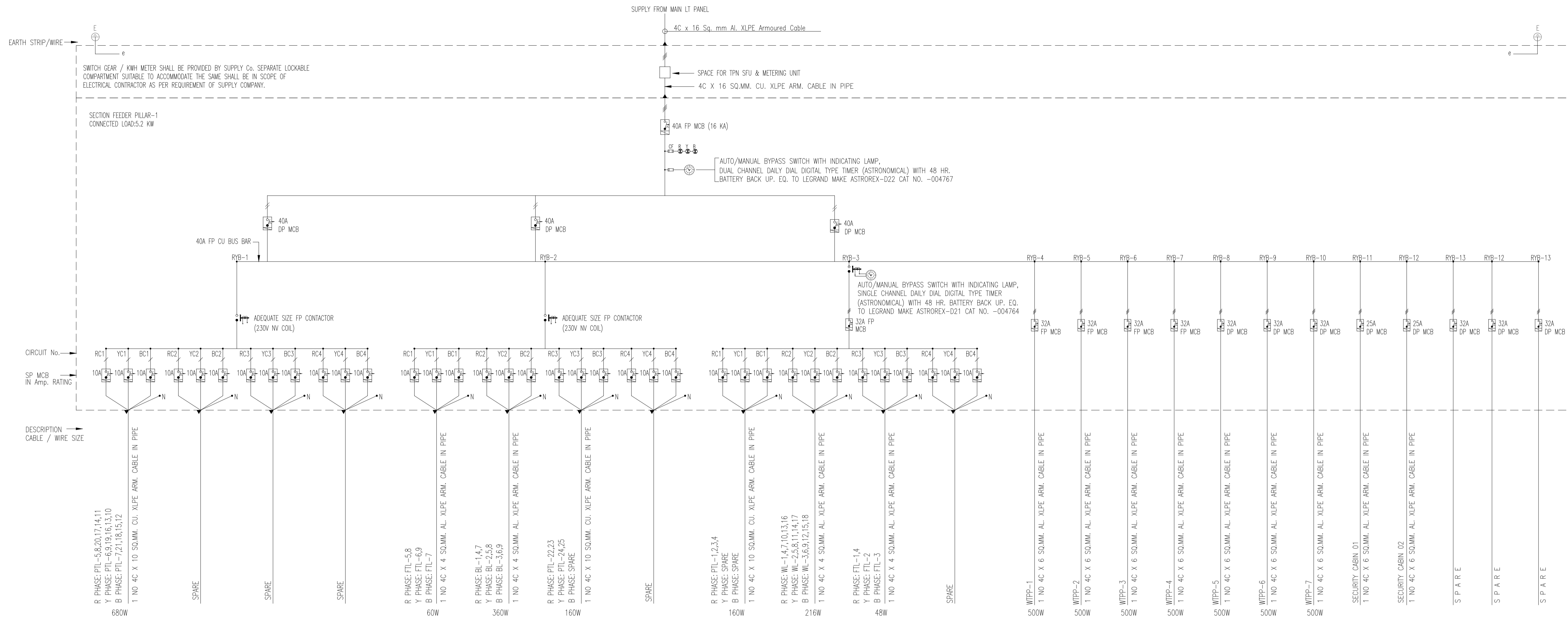
PROJECT NAME  
**SRFD PHASE-1**

CLIENT  
SRFDCL

AT AHMEDABAD PROJECT NO. :- 25042



2<sup>ND</sup> Floor, "B" Block, Titanium Business Park  
Near Makarba Underbridge, Makarba, Ahmedabad-380051  
Tel: 9879508949 Email: info@jhaveriassociates.com  
www.jhaveriassociates.com



- NOTE:
- (1) REFER DETAIL DRAWINGS WHEREVER RELEVANT.
  - (2) SAMPLE OF EACH ELEMENT TO BE APPROVED BEFORE MASS PRODUCTION.
  - (3) ALL CABLES TO BE PASSED THROUGH DWG

SHEET FOR LIGHT POLE & FLOOD LIGHT CABLE DETAIL	
SECTION PILLER NO.	DIScription
PTL 5,6,7,8,9,10,11,12,13,14,15,16,17,18,19,20,21	UPTO JUNCTION BOX ----> 1 NO. 4C X 10 SQ.MM AL. XLPE ARM. CABLE WITH 8 GAUGE CU. EARTH WIRE JUCTION BOX TO FIXTURE ----> 3NOS X 2.5 SQ.MM. FLEXIBLE COPPER WIRES(POLE VENDOR SCOPE)
FTL 5,6,7,8,9	UPTO JUNCTION BOX ----> 1 NO. 4C X 4 SQ.MM AL. XLPE ARM. CABLE (FOR PRIMARY POINT) WITH 8 GAUGE CU. EARTH WIRE JUCTION BOX TO FIXTURE ----> 3NOS X 2.5 SQ.MM. FLEXIBLE COPPER WIRES (FOR SECONDARY POINT & ,LIGHT FIXTURE JUCTION BOX ,LIGHT FIXTURE JUCTION BOX TO FIXTURE )
BL 1,2,3,4,5,6,7,8,9	UPTO JUNCTION BOX ----> 1 NO. 4C X 4 SQ.MM AL. XLPE ARM. CABLE (FOR PRIMARY POINT) WITH 8 GAUGE CU. EARTH WIRE JUCTION BOX TO FIXTURE ----> 3NOS X 2.5 SQ.MM. FLEXIBLE COPPER WIRES (FOR SECONDARY POINT & ,LIGHT FIXTURE JUCTION BOX ,LIGHT FIXTURE JUCTION BOX TO FIXTURE )
PTL 22,23,24,25	UPTO JUNCTION BOX ----> 1 NO. 4C X 10 SQ.MM AL. XLPE ARM. CABLE WITH 8 GAUGE CU. EARTH WIRE JUCTION BOX TO FIXTURE ----> 3NOS X 2.5 SQ.MM. FLEXIBLE COPPER WIRES(POLE VENDOR SCOPE)
PTL 1,2,3,4	UPTO JUNCTION BOX ----> 1 NO. 4C X 10 SQ.MM AL. XLPE ARM. CABLE WITH 8 GAUGE CU. EARTH WIRE JUCTION BOX TO FIXTURE ----> 3NOS X 2.5 SQ.MM. FLEXIBLE COPPER WIRES(POLE VENDOR SCOPE)
WL 1,2,3,4,5,6,7,8,9,10,11,12,13,14,15,16,17,18	UPTO JUNCTION BOX ----> 1 NO. 4C X 4 SQ.MM AL. XLPE ARM. CABLE (FOR PRIMARY POINT) WITH 8 GAUGE CU. EARTH WIRE JUCTION BOX TO FIXTURE ----> 3NOS X 2.5 SQ.MM. FLEXIBLE COPPER WIRES (FOR SECONDARY POINT & ,LIGHT FIXTURE JUCTION BOX ,LIGHT FIXTURE JUCTION BOX TO FIXTURE )
FTL 5,6,7,8,9	UPTO JUNCTION BOX ----> 1 NO. 4C X 4 SQ.MM AL. XLPE ARM. CABLE (FOR PRIMARY POINT) WITH 8 GAUGE CU. EARTH WIRE JUCTION BOX TO FIXTURE ----> 3NOS X 2.5 SQ.MM. FLEXIBLE COPPER WIRES (FOR SECONDARY POINT & ,LIGHT FIXTURE JUCTION BOX ,LIGHT FIXTURE JUCTION BOX TO FIXTURE )
WTTP 1,2,3,4,5,6,7	UPTO JUNCTION BOX ----> 1 NO. 4C X 4 SQ.MM AL. XLPE ARM. CABLE (FOR PRIMARY POINT) WITH 8 GAUGE CU. EARTH WIRE JUCTION BOX TO FIXTURE ----> 3NOS X 2.5 SQ.MM. FLEXIBLE COPPER WIRES (FOR SECONDARY POINT & ,LIGHT FIXTURE JUCTION BOX ,LIGHT FIXTURE JUCTION BOX TO FIXTURE )



FOR TENDER

T00	12.05.2026	FOR TENDER
REF.	DATE	DESCRIPTION
DRAWN BY :	PR	
CHECKED BY :	RK	
REVIEWED BY :	RK	
APPROVED BY :	RK	

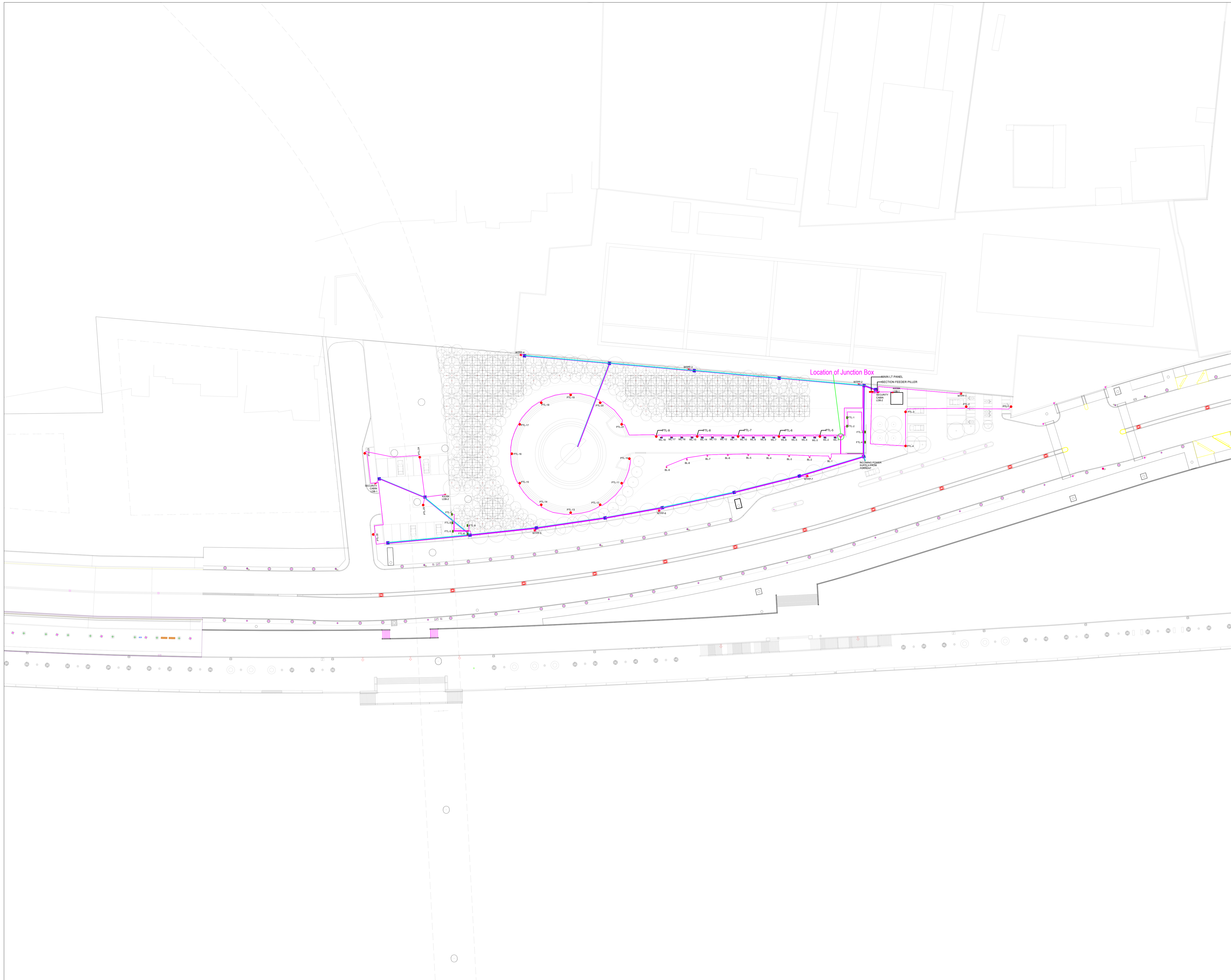
**PHASE 1: SHANKARBHUVAN GARDEN SECTION FEDER PILLER SLD**  
 DWG. NO.: 25042-01-HCP-ELEC05-T00  
 SCALE: A1 : 1:500  
 DATE: 12.05.2026 0005

PROJECT NAME  
**SRFD PHASE-1**  
 CLIENT  
 SRFDCIL  
 AT AHMEDABAD PROJECT NO. :- 25042



**JHAVERI ASSOCIATES**  
 2<sup>ND</sup> Floor, "B" Block, Titanium Business Park  
 Near Makarba Underbridge, Makarba, Ahmedabad-380051  
 Tel: 9879508949 Email: info@jhaveriassociates.com  
 www.jhaveriassociates.com





- ELECTRICAL LEGEND:**
- WALL MOUNTED ASYMMETRIC LIGHT (SURFACE)
  - SURFACE MOUNTED FOOT LIGHT
  - BOLLARD LIGHT (225 mm HT.)
  - POST TOP LANTERN (4 M HT. POLE)
  - SFP WITH EARTHING STATION
  - PROPOSED ELECTRIC MANHOLE  
450mm(W) X 450mm(B) X 600mm(H)
  - LIGHT CONTROL
  - LIGHTING DISTRIBUTION BOARD
  - THREE PHASE WATER TIGHT POWER PLUG
  - ELECTRICAL PANEL
  - WEATHER PROOF WATER TIGHT JUNCTION BOX
  - 1 NOS. 50MM Ø DWC PIPE DWG PIPE
  - 120MM DIA DWC PIPE FOR ELECTRICAL
  - 90MM DIA DWC PIPE FOR ELV
- NOTE:-**  
 (1) ALL ELECTRICAL CONNECTIONS SHOULD BE JOINT LESS.  
 (2) ELECTRICAL CONTRACTOR TO PUT WEATHERPROOF JUNCTION BOX WHENEVER REQUIRED FOR CONNECTION PRIOR TO APPROVAL CLIENT/ARCHITECT.



**FOR TENDER**


REF.	DATE	DESCRIPTION
T00	12.05.2026	FOR TENDER
DRAWN BY : PR		
CHECKED BY : RK		
REVIEWED BY : RK		
APPROVED BY : RK		

**PHASE 1: SHANKARBHUVAN GARDEN  
 LIGHTING INTENT LAYOUT**  
 DWG. NO.: 25042-01-HCP-ELEC07-T00  
 SCALE: A1 : 1:500  
 DATE: 12.05.2026 0007

PROJECT NAME  
**SRFD PHASE-1**

CLIENT  
 SRFDCL

AT AHMEDABAD PROJECT NO. :- 25042

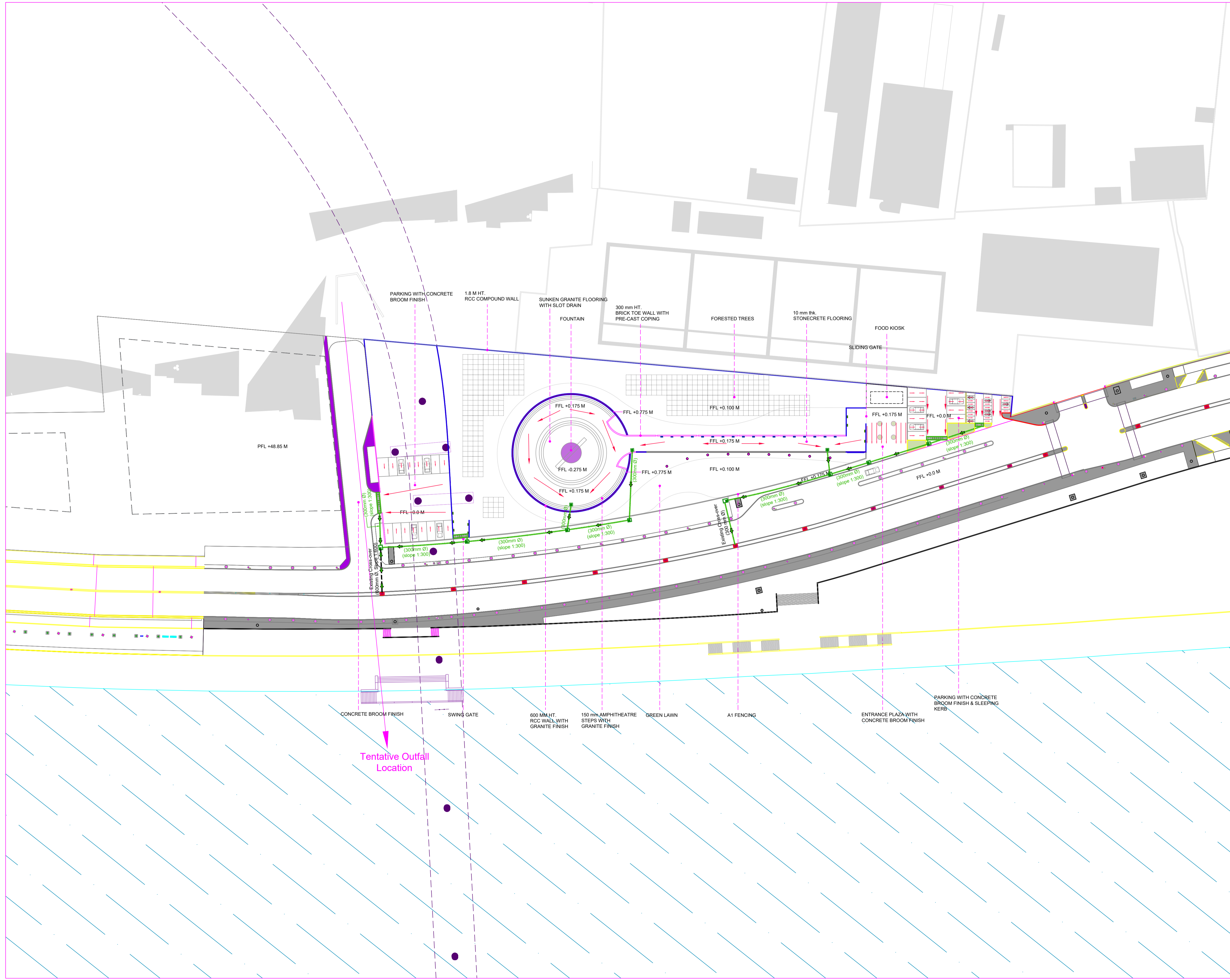


Notes:  
 1. This drawing and its contents are the property of HCP Design, Planning and Management Pvt. Ltd. It is not to be reproduced, copied, loaned, exhibited or used, in whole or in part, except for the purpose it is intended for, without prior written consent from HCP.  
 2. In case there is any discrepancy between the Architectural drawings and other representational drawings, the Architectural drawings must be followed and any discrepancy between the two must be brought to the notice of the Architect before commencement of work.  
 3. All dimensions must be read and not measured. Please refer to detailed drawings wherever relevant.  
 4. This drawing is indicative & showing of General Arrangement Development only. Final alignment drawing will be prepared based on TP Scheme, ROW and confirmation from SRFDCL and relevant authority.

SPECIFIC INSTRUCTIONS:  
 THESE DRAWINGS ARE NOT CONSTRUCTION DRAWINGS NOR DO THEY PURPORT TO DO SO. THEY ARE CONCEPTUAL DESIGN DRAWINGS FOR UNDERSTANDING OF THE PROJECT AND MODIFICATIONS ARE TO BE EXPECTED IN FINAL CONSTRUCTION DRAWINGS.

LEGENDS FOR STORM DRAIN PROVISIONS

	SURFACE SLOPE DIRECTION
	RCC STORM DRAIN PIPE
	PIPE FLOW DIRECTION ARROW
	STORM WATER CHAMBER : 1200X900MM
	STORM WATER CHAMBER : 900X800MM
	STORM WATER CHAMBER : 600X600MM
	950X600MM PRECAST DRAIN COVER
	DRAIN CHANNEL FLOW ARROW
	600mm WIDE STORM DRAIN CHANNEL



T00	12.05.2026	FOR TENDER
REF.	DATE	DESCRIPTION
DRAWN BY	SD	
CHECKED BY	SD	
REVIEWED BY	SD	
APPROVED BY	SD	

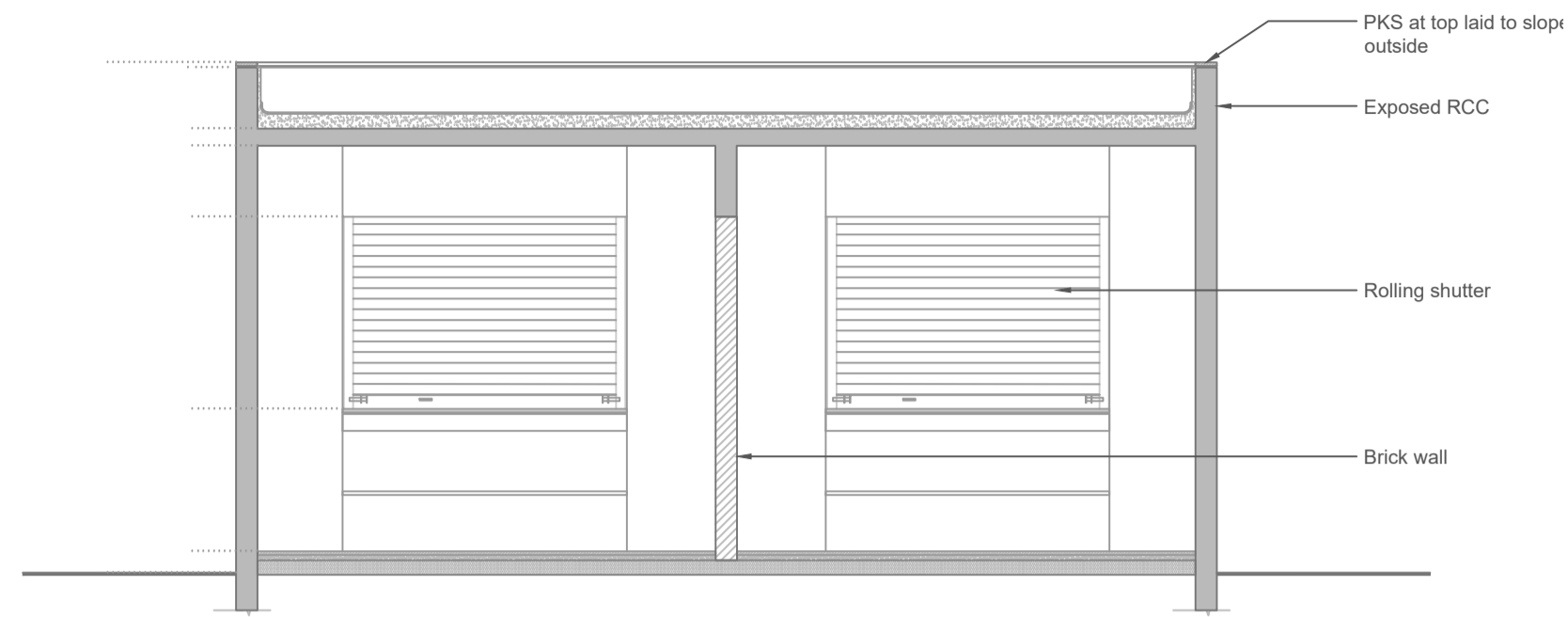
PHASE 1: SHANKARBHUVAN GARDEN  
**MASTERPLAN STORM DRAIN PROPOSAL**  
 DWG. NO.: 25042-01-JHA-P001-T00  
 SCALE: 1:500  
 DATE : 12-05-2026

**P001**

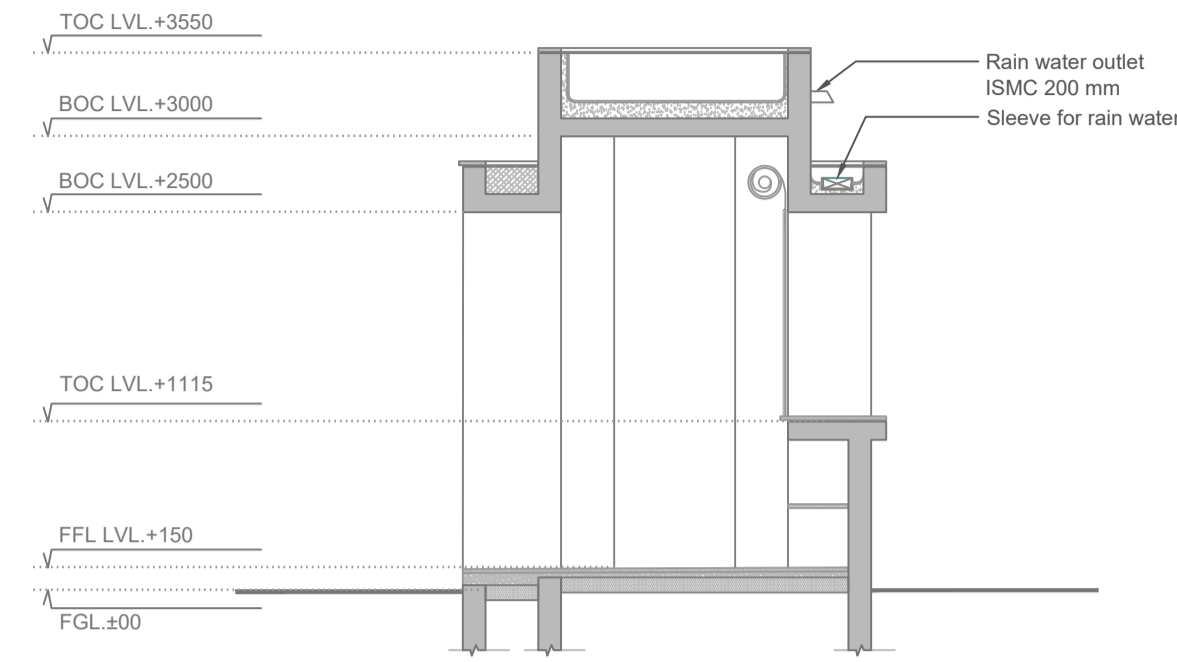
PROJECT NAME  
**SRFD PHASE-1**

CLIENT  
 SRFDCL  
 AT AHMEDABAD PROJECT NO. 25042

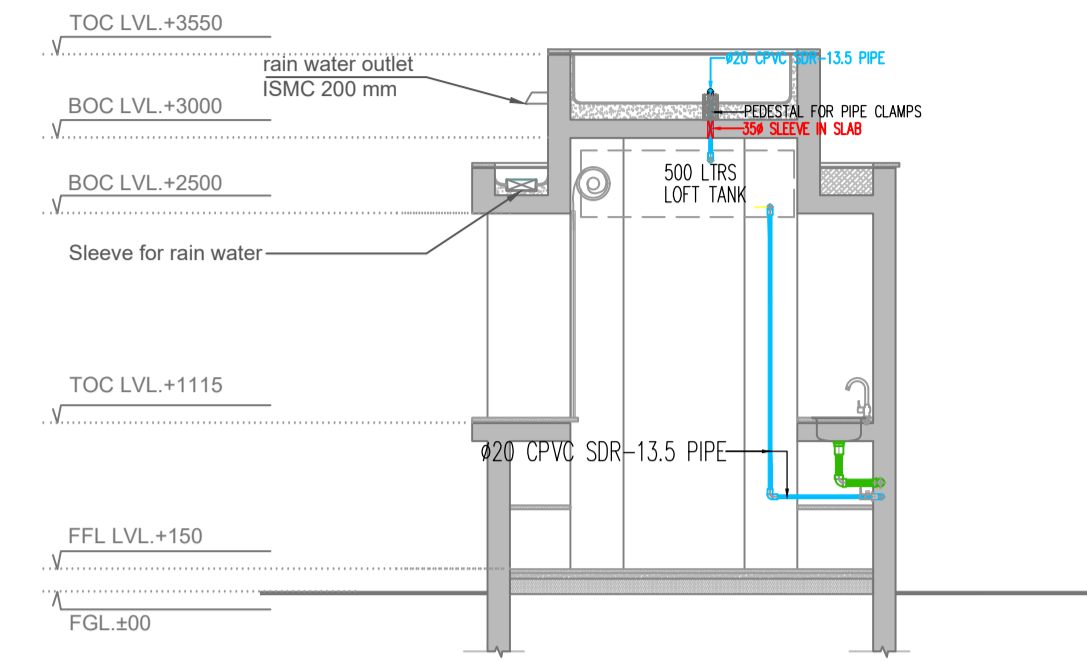




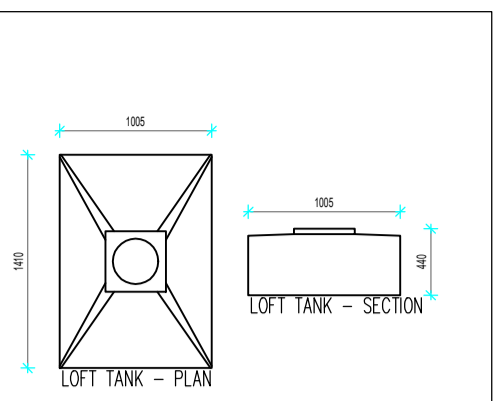
SECTION 1  
SCALE - 1:50



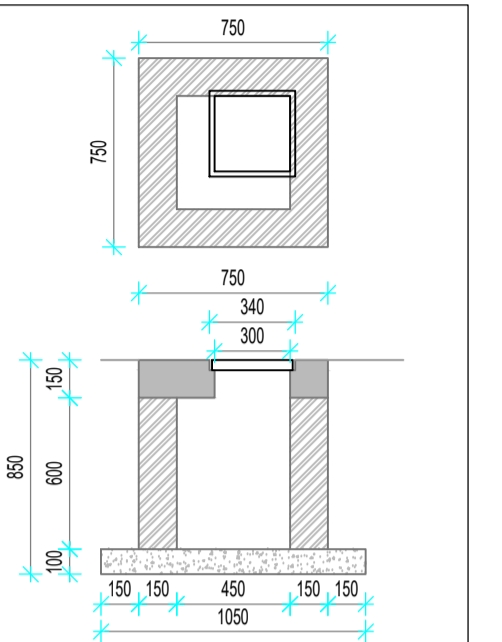
SECTION 2  
SCALE - 1:50



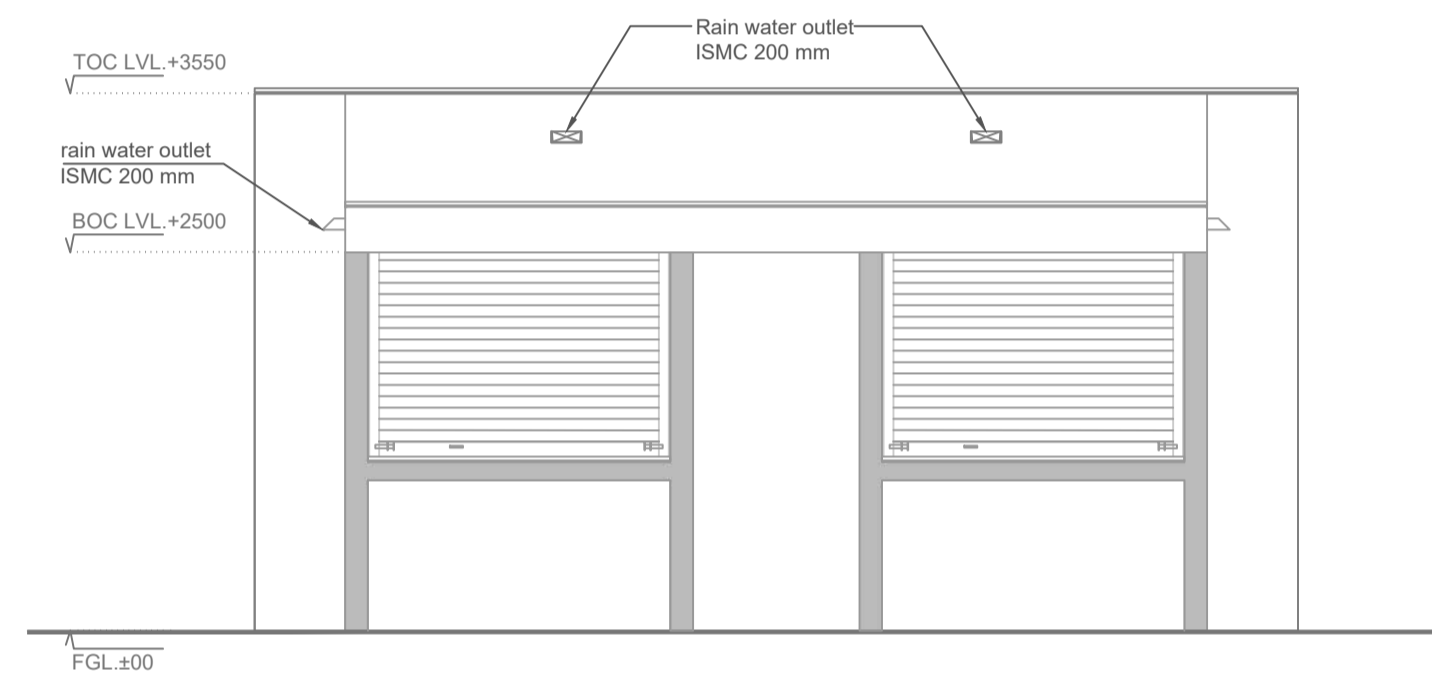
SECTION 3  
SCALE - 1:50



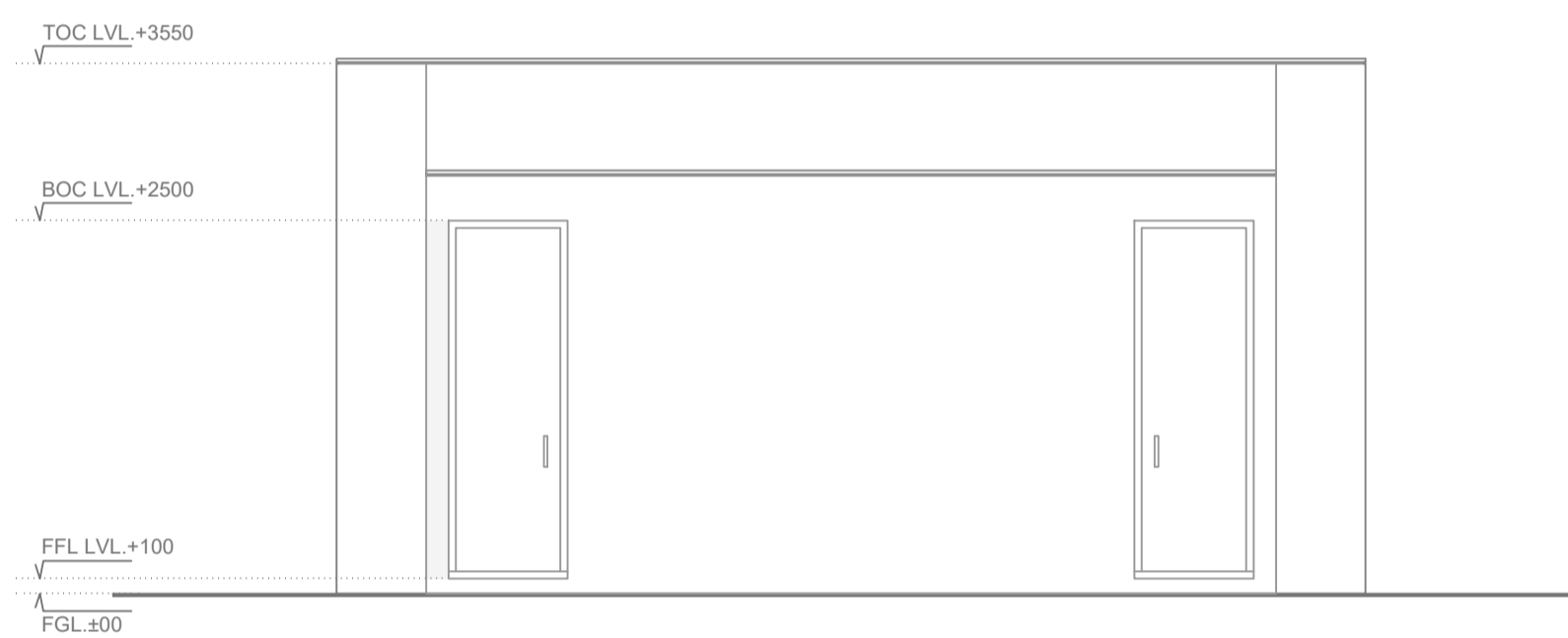
500 LTRS LOFT TANK  
1410(L) x 1005(W) x 440(H) mm



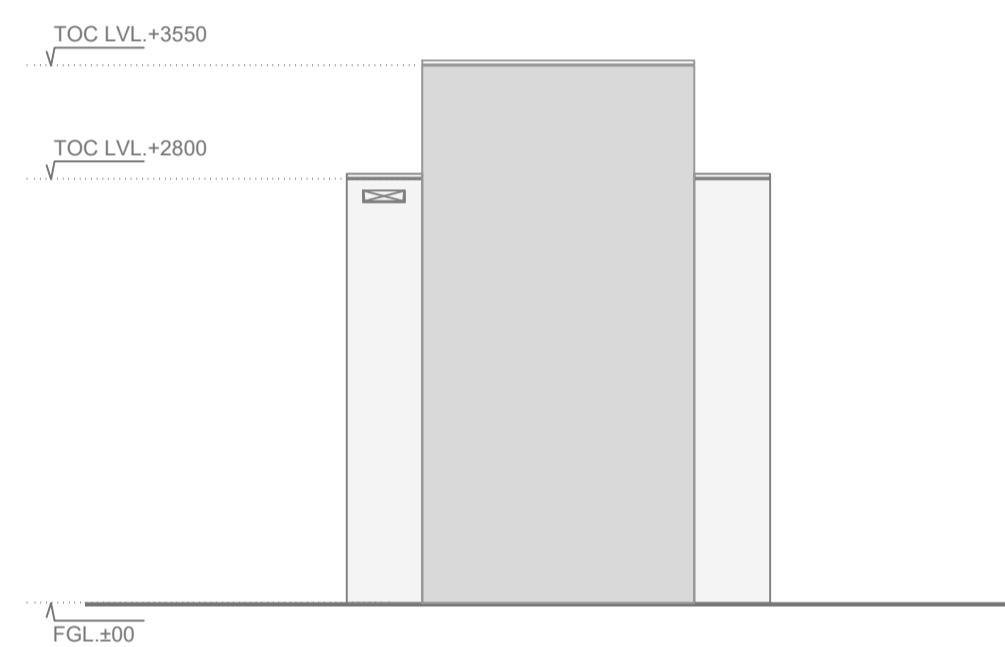
VALVE CHAMBER  
450x450x750mm



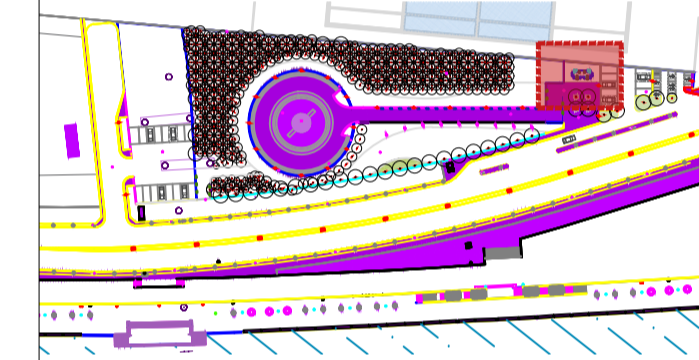
ELEVATION A  
SCALE - 1:50



ELEVATION B  
SCALE - 1:50

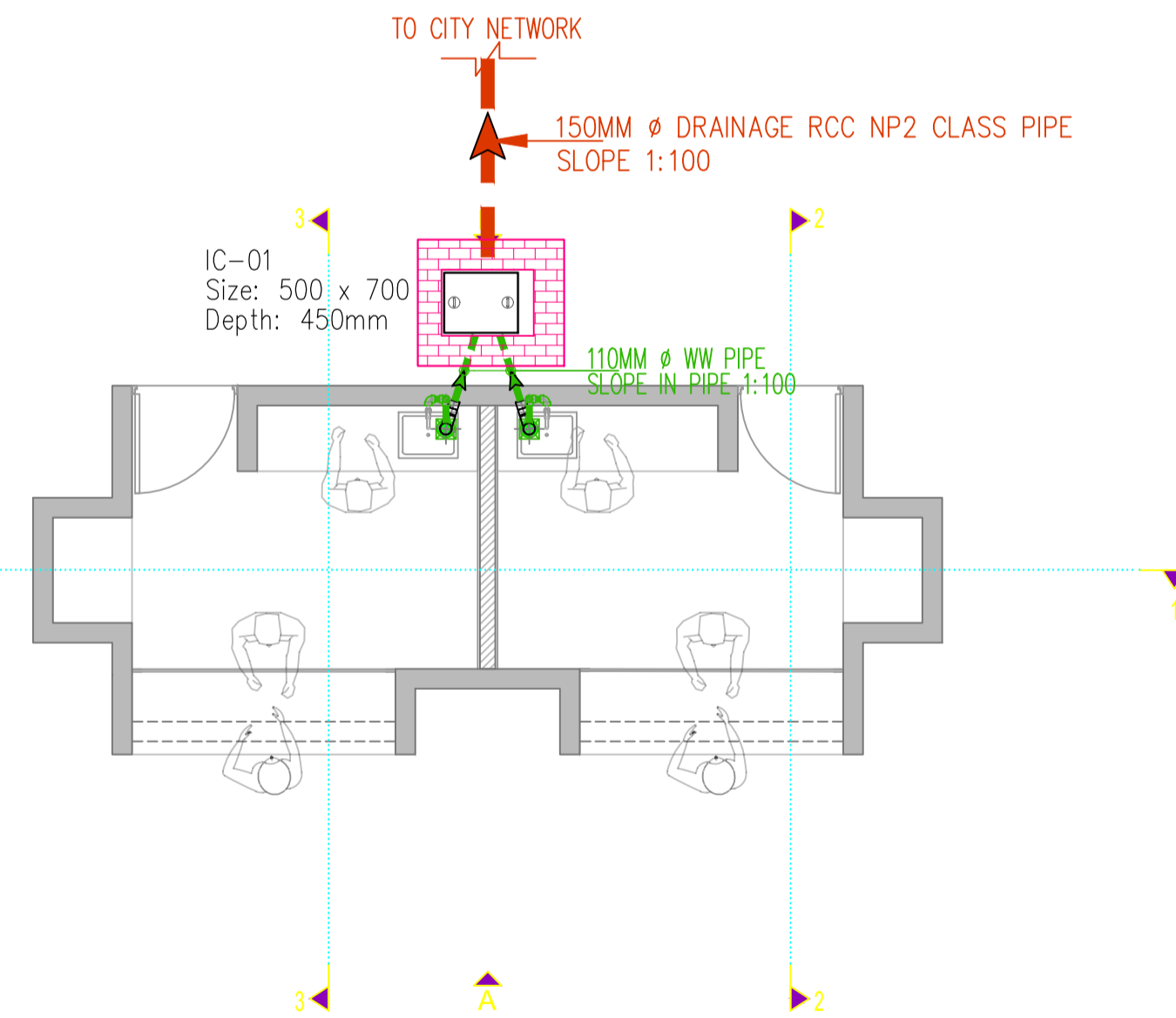


ELEVATION C  
SCALE - 1:50



FOR TENDER  
12-05-2026

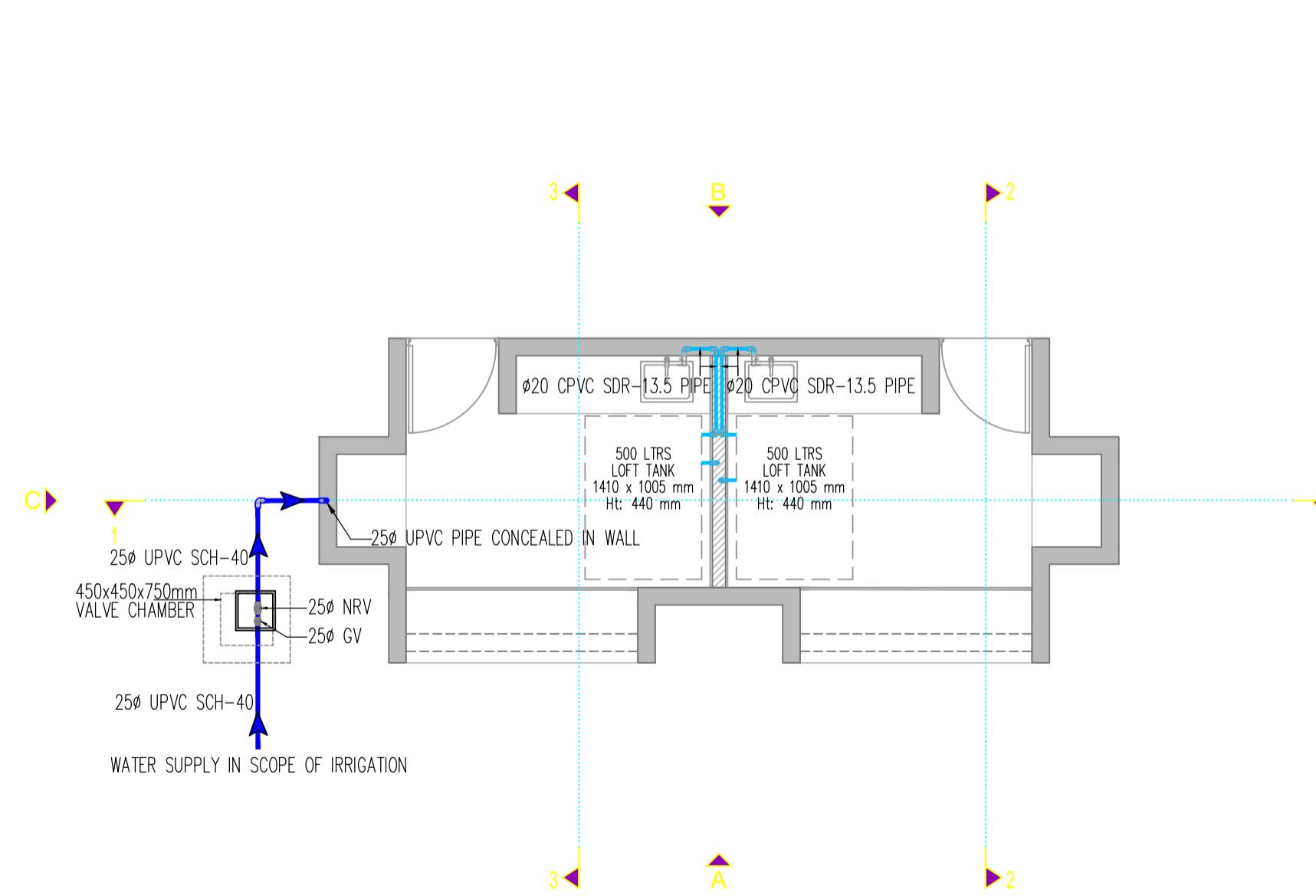
FOR TENDER  
12-05-2026



WASTEWATER DISPOSAL LAYOUT  
GROUND FLOOR PLAN  
SCALE - 1:50

LEGEND :-

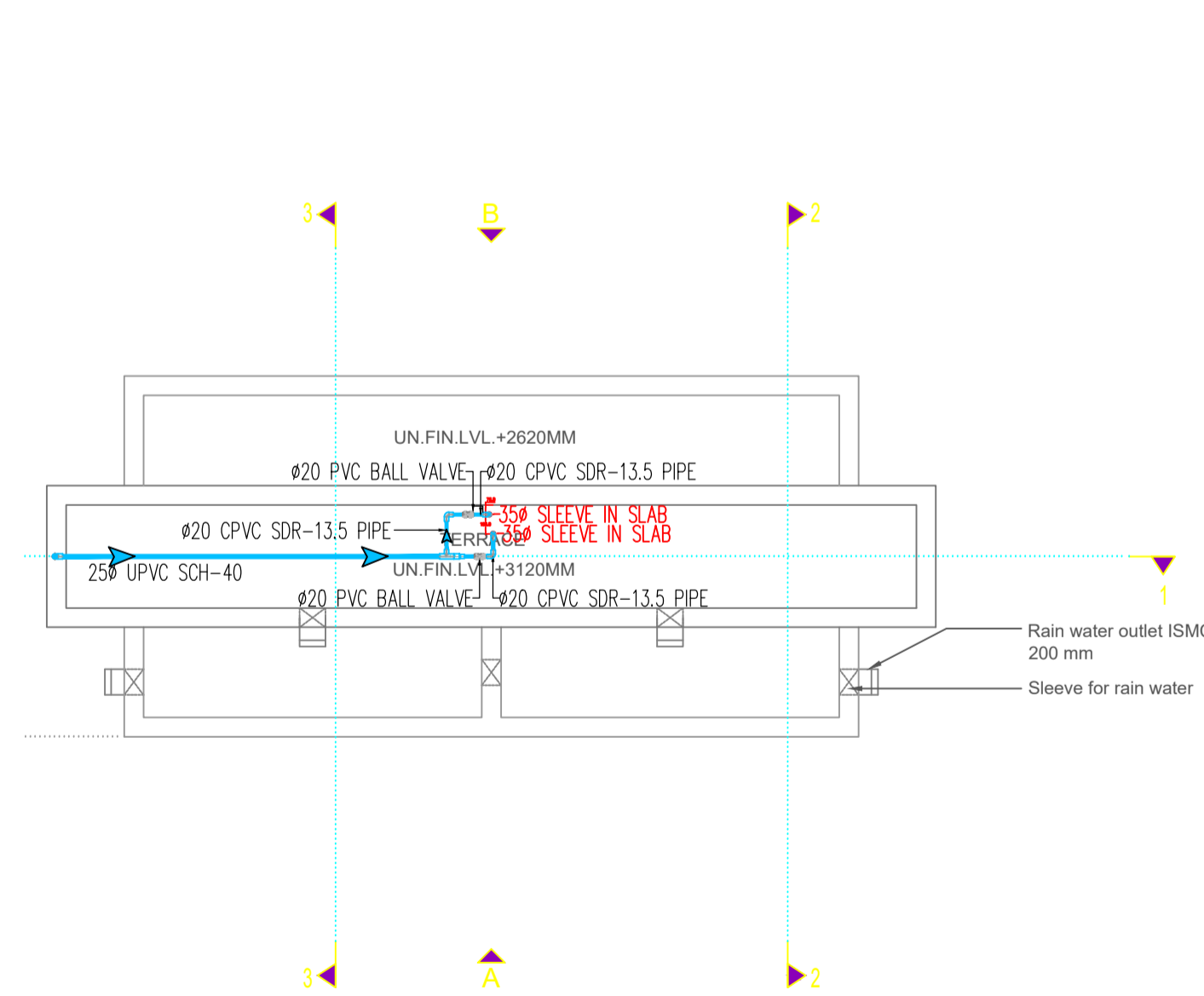
	NAHNI TRAP WITH JALI
	IC INSPECTION CHAMBER 500X700mm



WATER SUPPLY LAYOUT  
GROUND FLOOR PLAN  
SCALE - 1:50

LEGEND :-

	250 GM NON-RETURN VALVE
	250 GM GATE VALVE
	200 BALL VALVE
	VALVE CHAMBER 300X300 mm



ROOF PLAN  
SCALE - 1:50

LEGEND :-


	SINK COCK
	ANGLE COCK / STOP COCK
	KITCHEN SINK WITHOUT DRAIN BOARD

T00	12.05.2026	FOR TENDER
REF.	DATE	DESCRIPTION
DRAWN BY :		SD
CHECKED BY :		SD
REVIEWED BY :		SD
APPROVED BY :		SD

**PHASE 1: SHANKARBHUVAN GARDEN**  
**PLUMBING LAYOUT & SECTION**  
DWG. NO.: 25042-01-JHA-P002-T00  
SCALE: A1 : 1:500  
DATE: 12.05.2026 P002

PROJECT NAME  
**SRFD PHASE-1**

CLIENT  
SRFDCL  
AT AHMEDABAD PROJECT NO. :- 25042

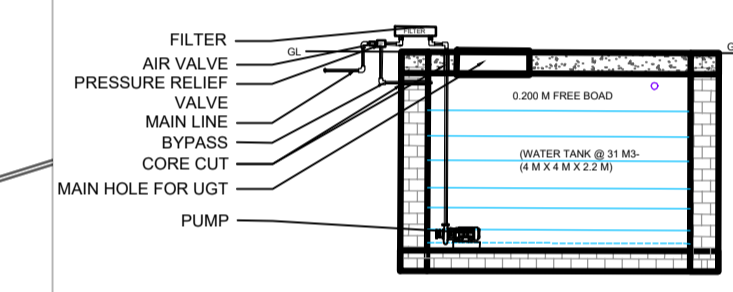


2<sup>ND</sup> Floor, "B" Block, Titanium Business Park  
Near Makarba Underbridge, Makarba, Ahmedabad-380051  
Tel: 9879508949 Email: info@jhaveriasociates.com  
www.jhaveriasociates.com

Notes:  
 1. This drawing and its contents are the property of HCP Design, Planning and Management Pvt. Ltd. It is not to be reproduced, copied, loaned, exhibited or used, in whole or in part, except for the purpose it is intended for, without prior written consent from HCP.  
 2. In case there is any discrepancy between the Architectural drawings and other representational drawings, the Architectural drawings must be followed and any discrepancy between the two must be brought to the notice of the Architect before commencement of work.  
 3. All dimensions must be read and not measured. Please refer to detailed drawings wherever relevant.  
 4. This drawing is indicative & showing of General Arrangement Development only. Final alignment drawing will be prepared based on TP Scheme, ROW and confirmation from SRFDCL and relevant authority.

LAWN AREA - SPRINKLER IRRIGATION SYSTEM	1019 SQ.MT
TREE & SHRUB AREA - DRIP IRRIGATION SYSTEM	2801 SQ.MT
TOTAL LANDSCAPE AREA	3820 SQ.MT
TOTAL WATER REQUIREMENT	21138 Liter/Day
TOTAL WATER STORAGE REQ FOR 1.5 DAY	31707 Liter
TOTAL WATER STORAGE REQ FOR 1.5 DAY	31.7 M3

IRRIGATION - LEGEND	
	MAIN LINE PVC PIPE 63MM 6KG/CM <sup>2</sup>
	SUB MAIN LINE PVC PIPE 63MM 6KG/CM <sup>2</sup>
	SUB MAIN LINE PVC PIPE 50MM 6KG/CM <sup>2</sup>
	SUB MAIN LINE PVC PIPE 40MM 6KG/CM <sup>2</sup>
	IRRI DRIPLINE 16 MM
	Valve
	Filteration Unit
	LINE FLUSH VALVE
	SPRAY 8-VAN
	SPRAY 10-VAN
	SPRAY 12-VAN
	SPRAY 15-VAN
	SPRAY 17-VAN
	SLEEVE
	BALL VALVE
	MAIN LINE ISOLATION VALVE
	IRRIGATION PUMPING UNIT AREA
	IRRIGATION CONTROLLER UNIT AREA
	IRRIGATION HYDRANT
	AUTOMATION CABLE



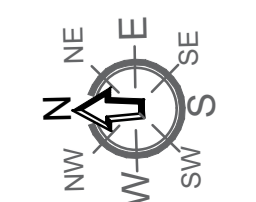
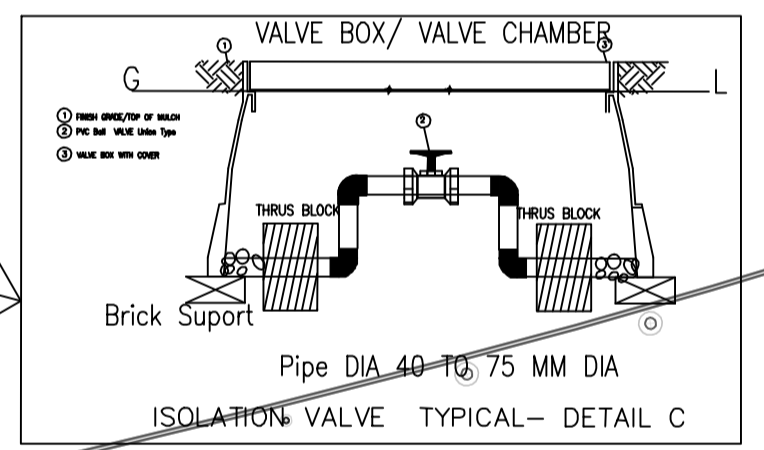
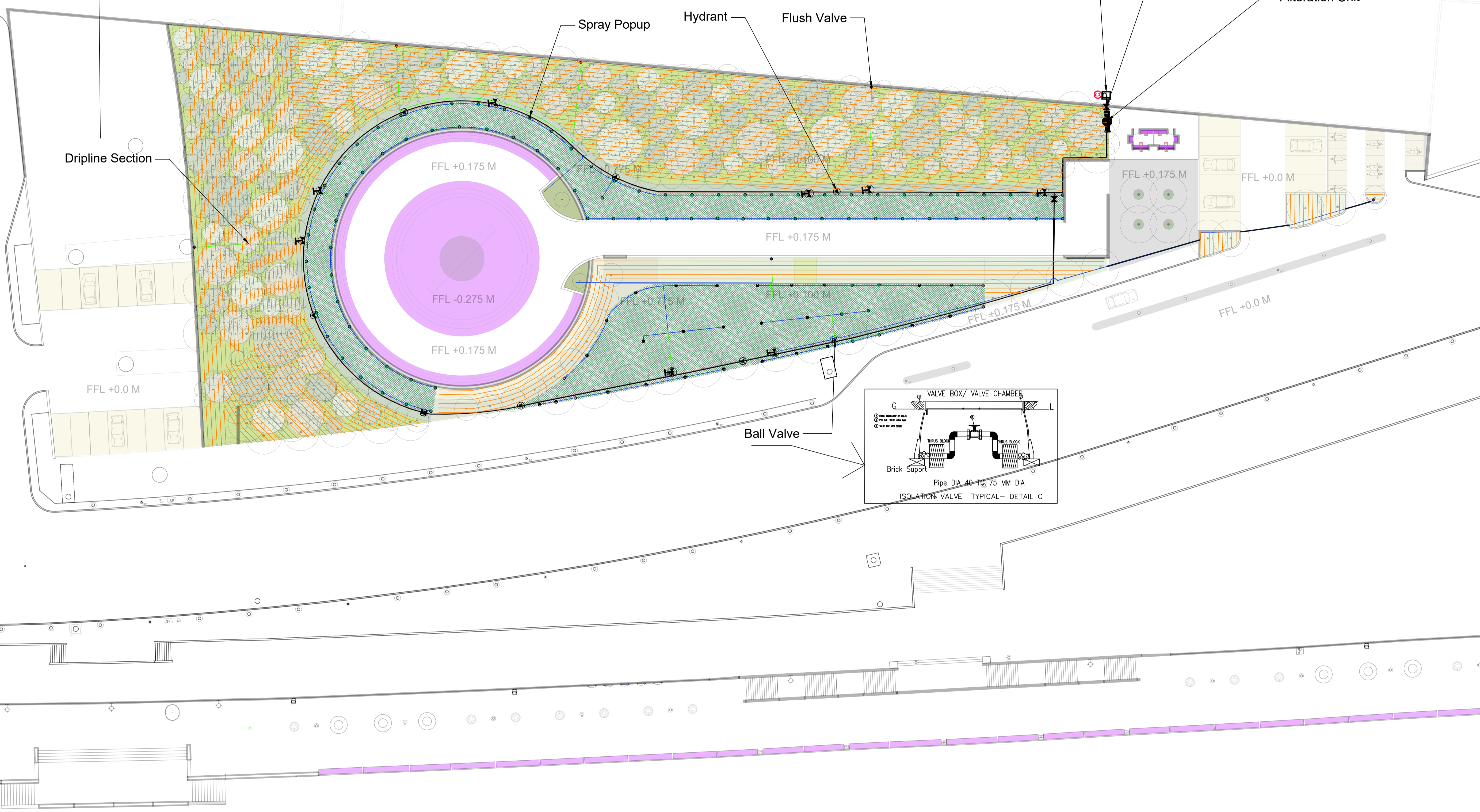
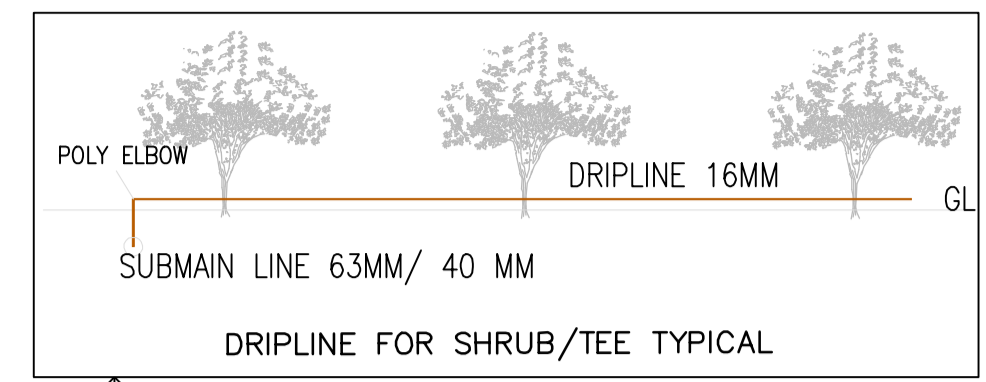
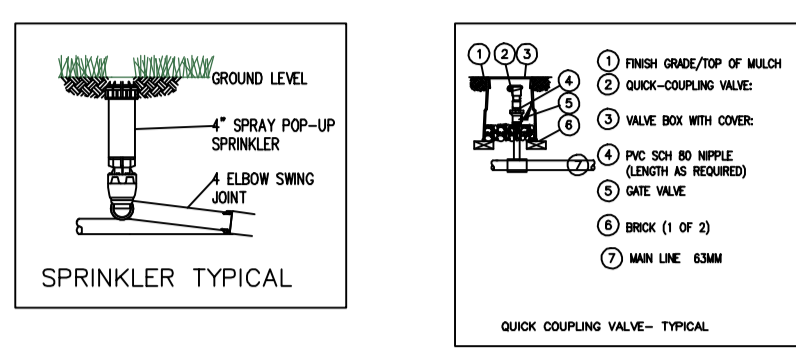
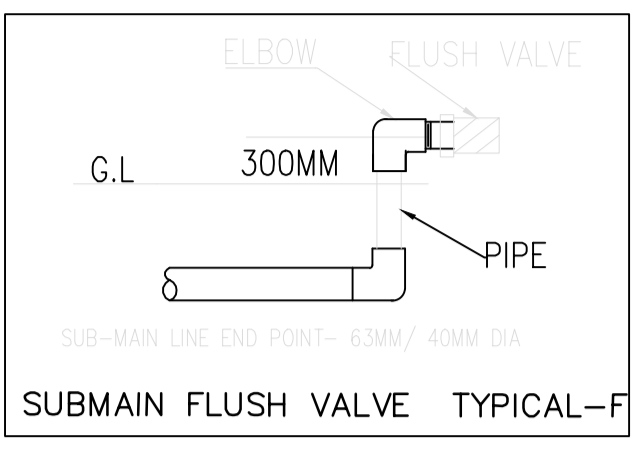
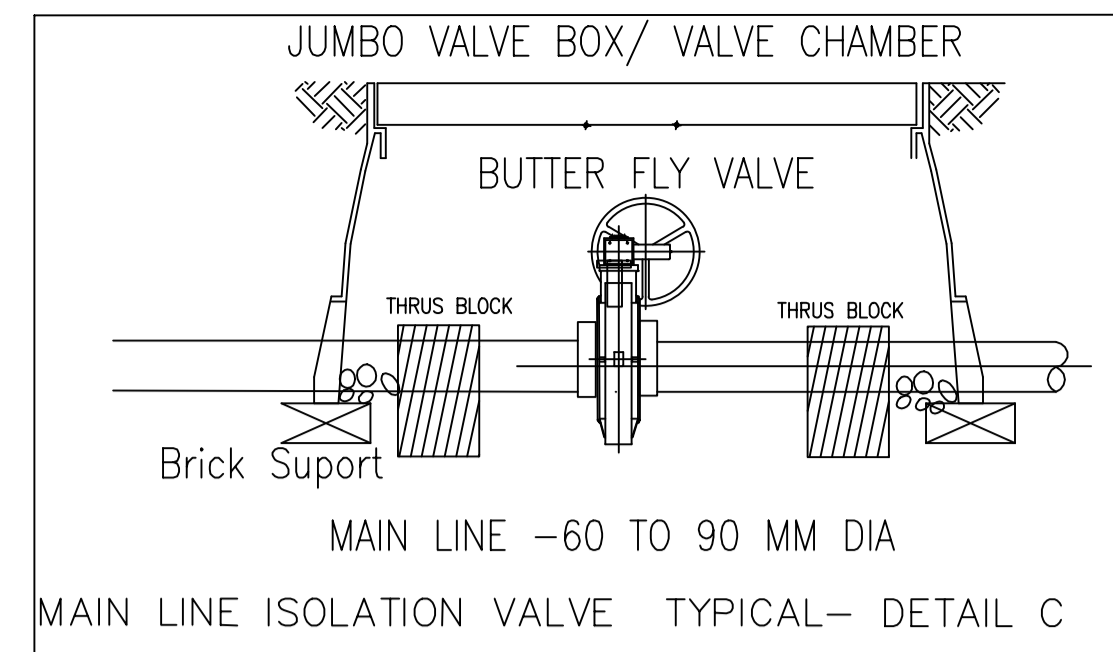
UGT REQUIRE FOR 1.5 DAY STORAGE

FOR TENDER  
 12-05-2026

FOR TENDER  
 09-05-2026

REF.	DATE	DESCRIPTION
T00	12-05-2026	FOR TENDER
DRAWN BY		DEEPAK KANPARIA
CHECKED BY		DEEPAK KANPARIA
REVIEWED BY		DEEPAK KANPARIA
APPROVED BY		DEEPAK KANPARIA

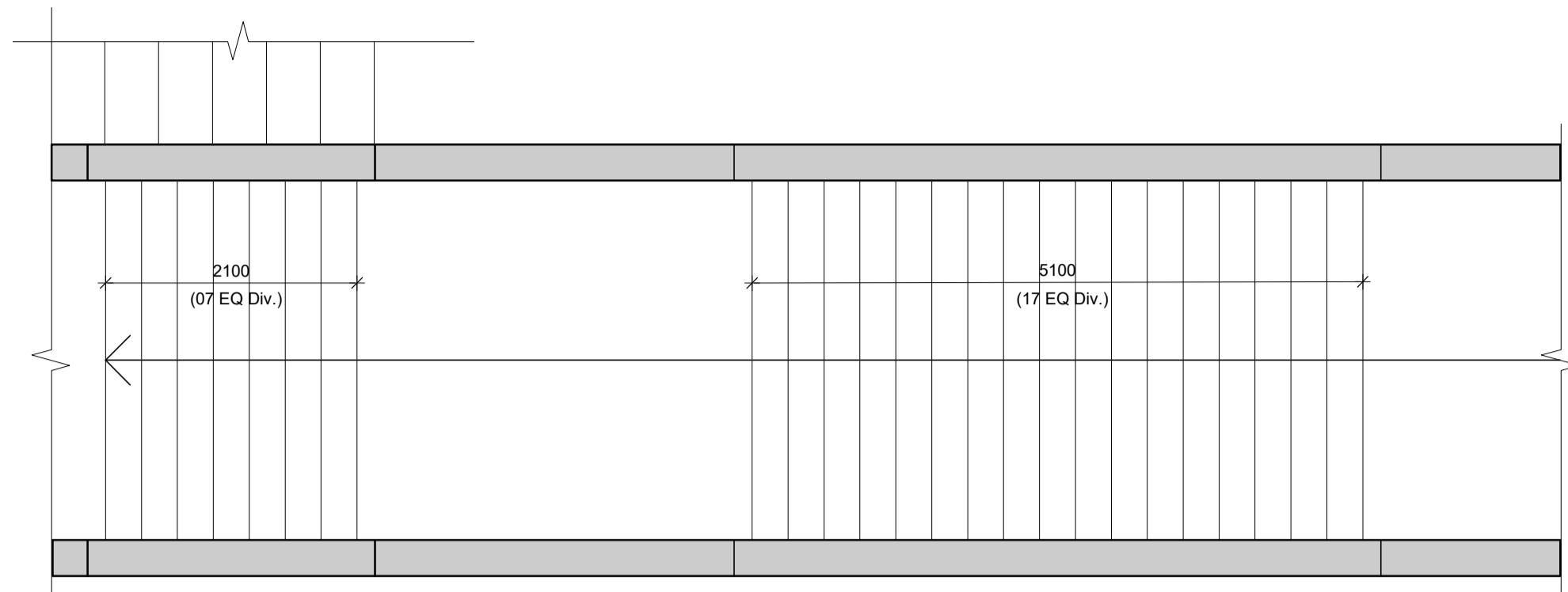
PHASE 1: SHANKARBHUVAN GARDEN  
 PROPOSED PLANTING PLAN-IRRIGATION  
 DWG NO. 25042-01-JHA-1001-T00  
 SCALE: 1:500  
 DATE : 12-05-2026  
 PROJECT NAME  
**SRFD PHASE-1**  
 CLIENT  
 SRFDCL  
 AT AHMEDABAD PROJECT NO. 25042



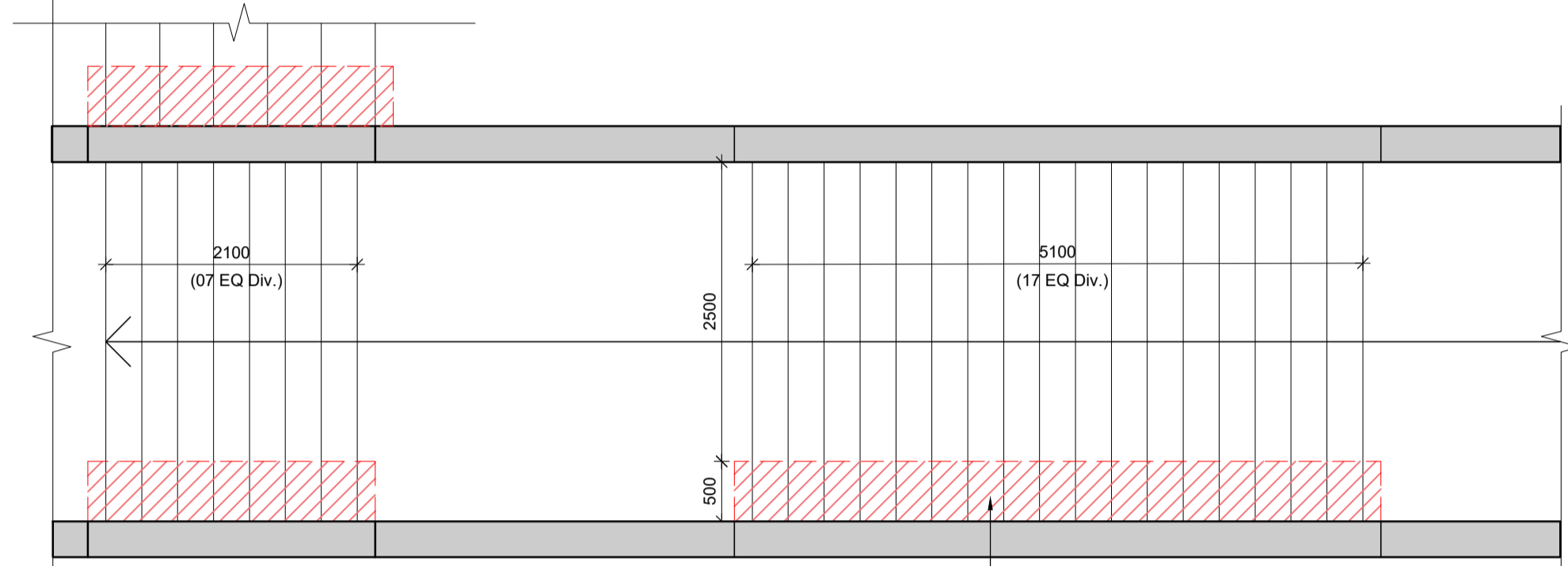




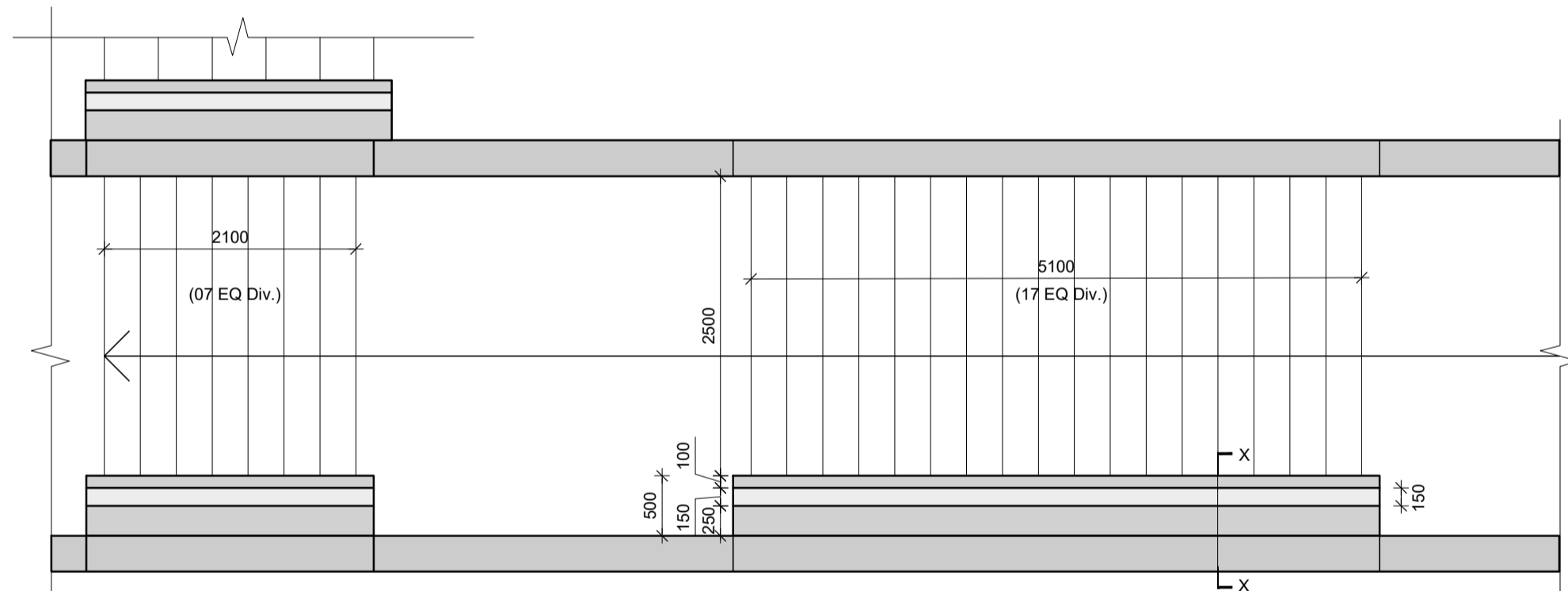




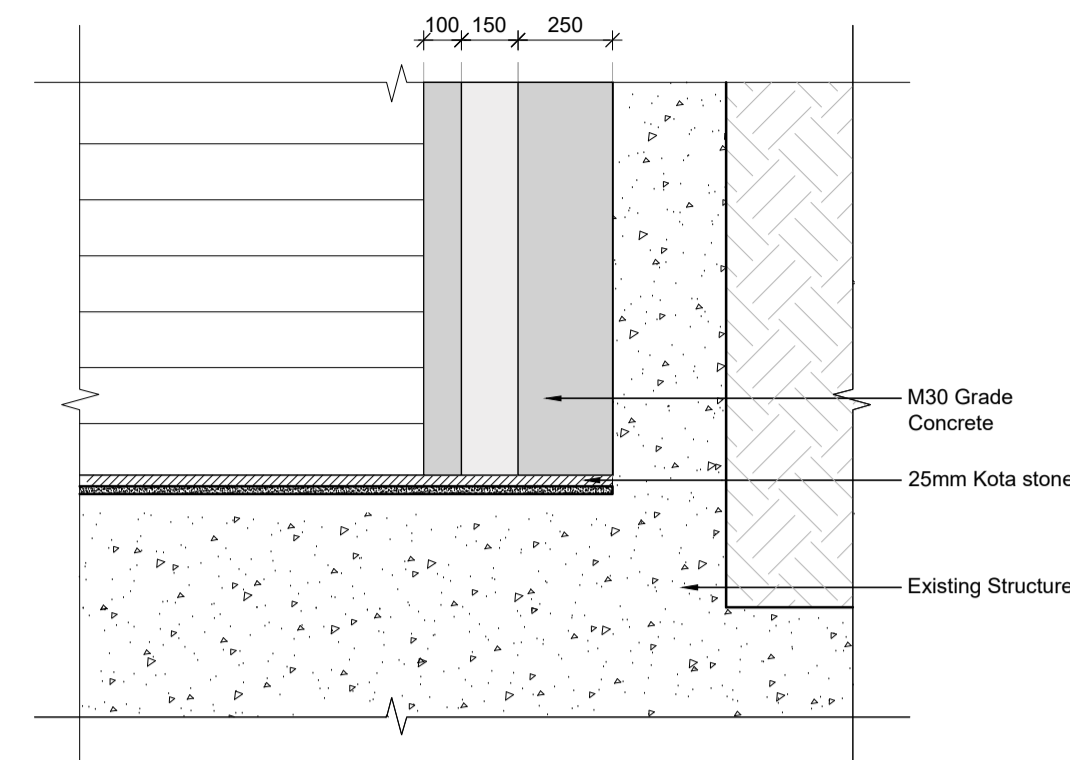
PART PLAN - EXISTING ACCESS  
SCALE - 1:50



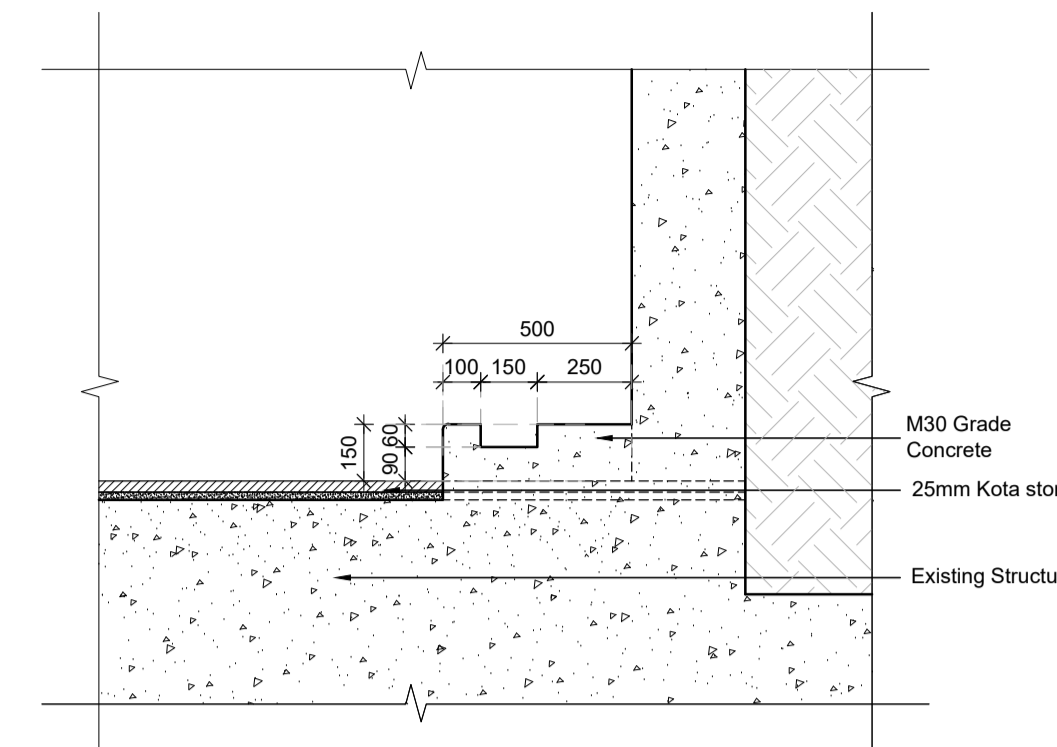
PART PLAN - DEMOLITION  
SCALE - 1:50



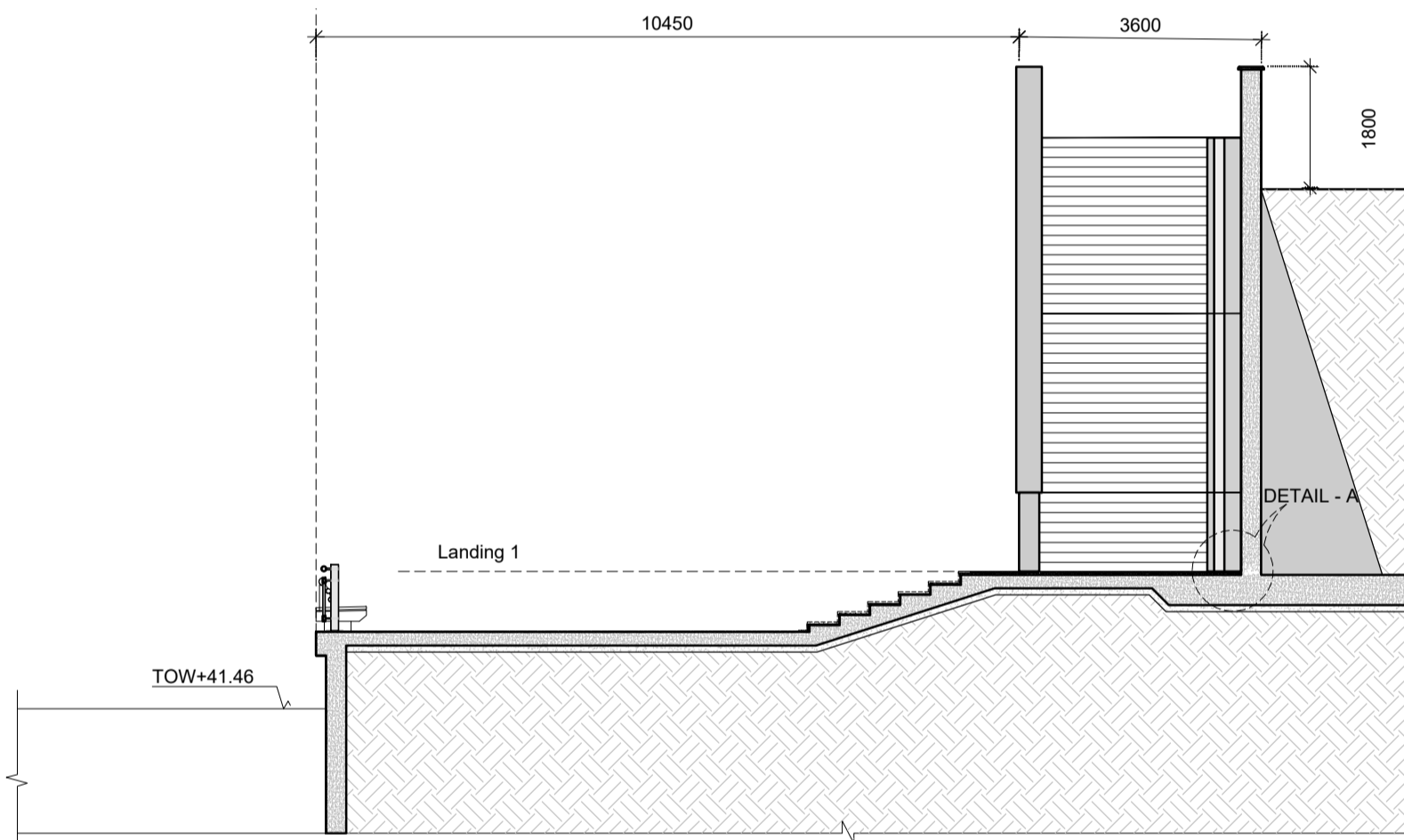
PART PLAN - CYCLE CHANNEL FIXING  
SCALE - 1:50



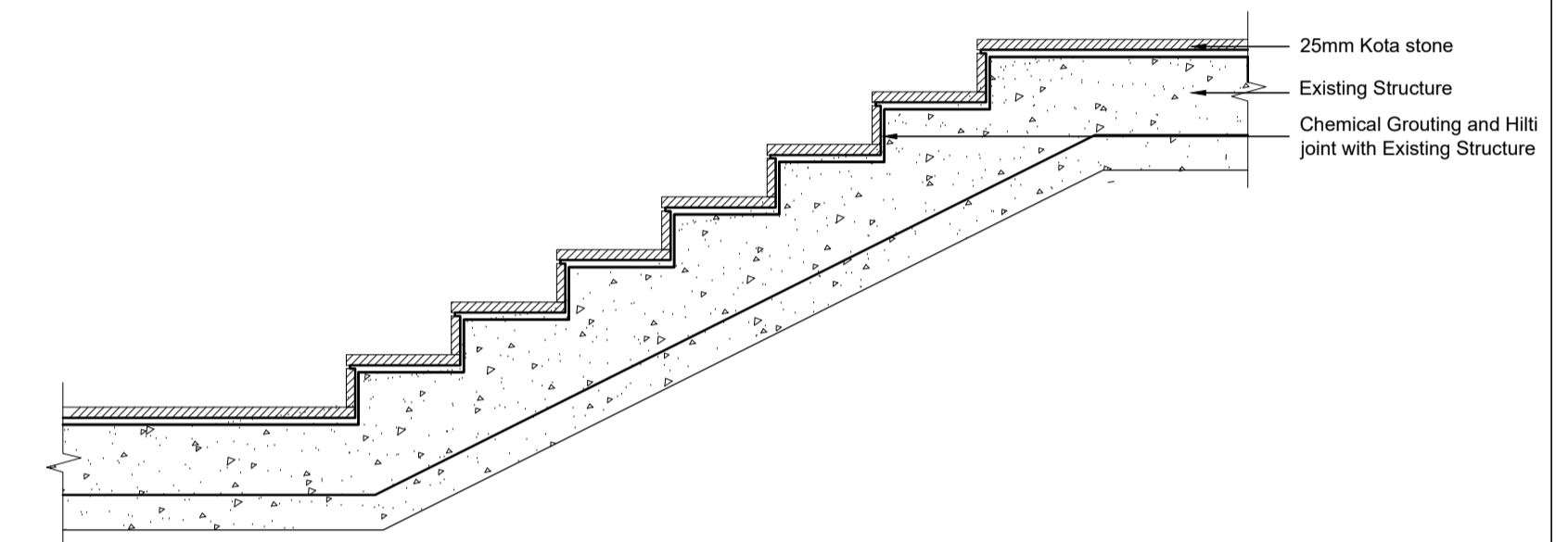
DETAIL - A  
SCALE - 1:20



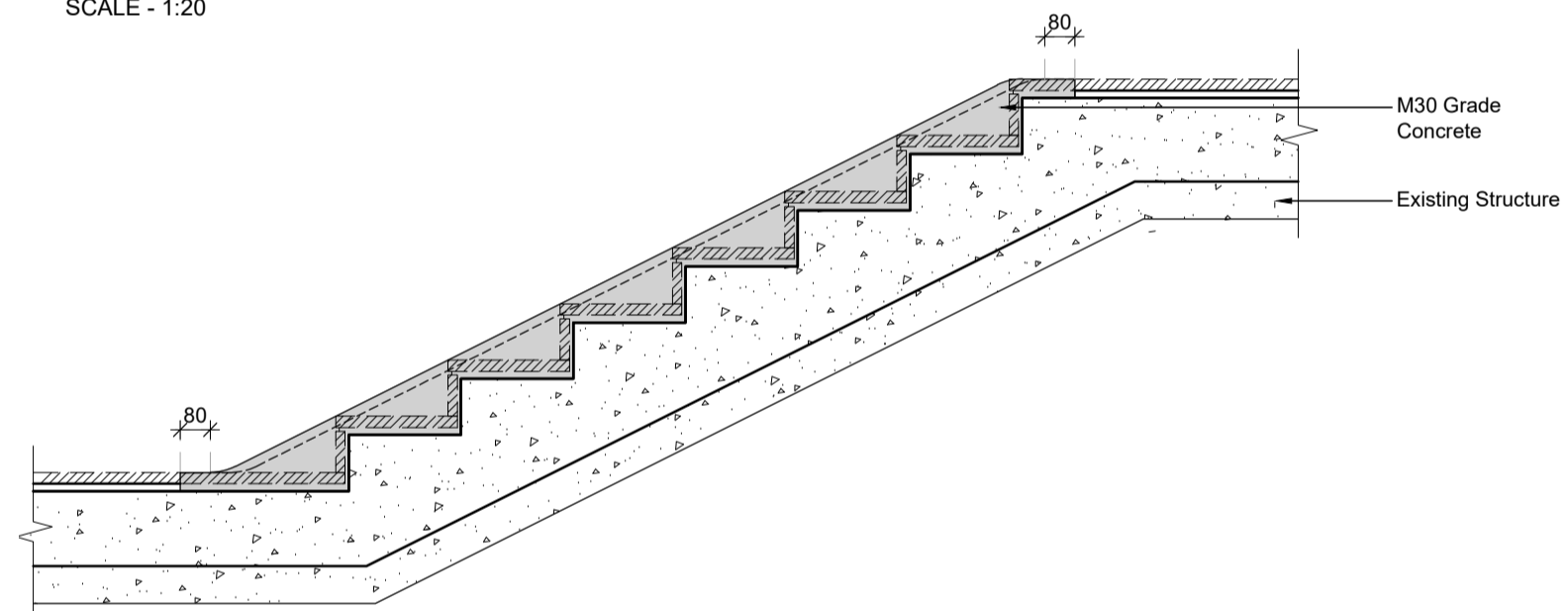
DETAIL SECTION X  
SCALE - 1:20



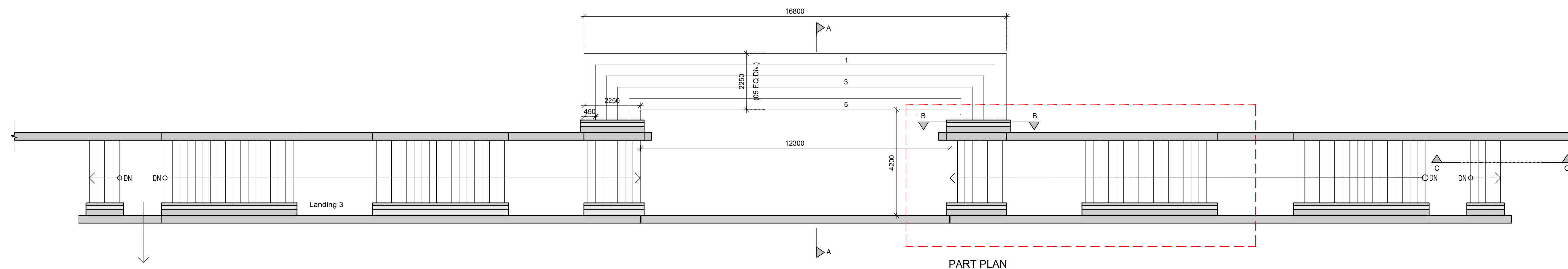
SECTION - AA  
SCALE - 1:100



EXISTING STAIRCASE  
SCALE - 1:20



EXISTING STAIRCASE WITH PROPOSED CYCLE CHANNEL  
SCALE - 1:20



ACCESS KEY PLAN: OPTION 2  
SCALE - 1:100

PART PLAN

Notes:  
1.This drawing and its contents are the property of HCP Design, Planning and Management Pvt. Ltd. It is not to be reproduced, copied, loaned, exhibited or used, in whole or in part, except for the purpose it is intended for, without prior written consent from HCP.  
2. In case there is any discrepancy between the Architectural drawings and other representational drawings, the Architectural drawings must be followed and any discrepancy between the two must be brought to the notice of the Architect before commencement of work.  
3. All dimensions must be read and not measured. Please refer to detailed drawings wherever relevant.  
4. This drawing is indicative & showing of General Arrangement Development only. Final alignment drawing will be prepared based on TP Scheme, ROW and confirmation from AMC and relevant authority.

THESE DRAWINGS ARE NOT CONSTRUCTION DRAWINGS NOR DO THEY PURPORT TO DO SO. THEY ARE CONCEPTUAL DESIGN DRAWINGS FOR UNDERSTANDING OF THE PROJECT AND MODIFICATIONS ARE TO BE EXPECTED IN FINAL CONSTRUCTION DRAWINGS.



REF.	DATE	DESCRIPTION
T00	20-11-2025	FOR TENDER

DRAWN BY VATSALA LASOD  
CHECKED BY VINOD RATHOD  
REVIEWED BY KAVAN PATHAK  
APPROVED BY PRATIK GANDHI

PHASE 01  
**CYCLE CHANNEL**  
DWG. NO.: 25042-00-HCP-DG-6001  
SCALE: AS SHOWN  
DATE: 20-11-2025

6001

PROJECT NAME  
**SRFD PHASE-1**  
CLIENT  
SRFDCL  
AT AHMEDABAD PROJECT NO. 25042







